



MONACTION INTERNATIONAL FUND UNDER MONACO LAW

Adjustment of the complete prospectus in accordance with the regulations of the Loi 1.339 as of September 7th, 2007 and of the Ordonnance Souveraine 1.285 of September 10th, 2007, approved as of January 6th, 2009 by the Commission de Contrôle des Activités Financières

The complete prospectus is available to clients at any CMB branch

Type of fund:
international equities

Reference currency:
US Dollar

Recommended investment horizon:
minimum 3 years

Allotment of results:
capitalized

Frequency of net asset value calculation:
daily

Pricing method:
closing prices

Conditions of subscription/redemption:
with CMB, valued at the day's close as calculated on the following day, for orders placed until 11.00 am

Inception date:
June 19th, 1998

Fund manager:
C^{ie} Monégasque de Gestion SAM
13 bd Princesse Charlotte
Principality of Monaco

Depository bank:
C^{ie} Monégasque de Banque SAM
23 avenue de la Costa
Principality of Monaco

Publication of the Net Asset Value:
in the "Journal Officiel de Monaco" and posted in the head office of CMB and its branches.
The Net Asset Value of our funds is published and updated on a regular basis on our web page www.cmb.mc

Description

The fund invests principally in equities with a global diversification. The fund manager may invest part of the fund in money market products or keep a portion of the fund in cash, depending on market conditions.

Investment objective

The fund is suitable for clients looking to build an exposure in US Dollar to international stock markets. It is a financial instrument in which the client may invest part of his assets, with a recommended investment horizon of at least 3 years.

The objective of the fund is to generate capital gains in the long run. In the case where an investment for a shorter time horizon is considered, the client should be informed about the levels of volatility and risk inherent to stock markets in the short run.

Management style

The fund is managed actively.

The first step in the creation of the portfolio consists in an investment strategy which is split between an analysis of economic conditions and a detailed analysis of the markets, in order to define investment opportunities on a geographic and on a sector level. The fund seeks an optimum risk diversification with the objective to generate capital gains in the long term.

The second step consists in the selection of individual stocks, depending on their valuation, on their financial strength and on their long-term growth outlook.

The selection of the stocks held in the portfolio is executed primarily in respect of their valuation ratios. The analysis of the balance sheets, to check the level of debt for example, is completing this approach, so as to assure that investments take place in financially sound companies.

The fund is taking advantage of the cooperation with well known financial intermediaries and institutions to access top information about the identified companies and their businesses.

The stocks held in the portfolio are monitored on a daily basis in order to manage efficiently the volatility of the markets. Technical analysis is used for tactical decisions. As a result, the exposure in selected stocks, benefiting from a positive momentum, may be increased, while it may be reduced for stocks with a perceived risk of short-term depreciation.

Investment universe

The fund is investing in the major markets in developed economies: in the United States, which represents more than half the market capitalization of equities worldwide, in Canada, in the countries of the Euro Zone, in the UK, in the Scandinavian countries, in Japan and in Asia ex Japan.

Positions are principally taken in companies with a large market capitalization with a minimum of 3 billion USD in market value. However, given the primary orientation of the investment policy towards value, positions in companies with lower market capitalisations are not excluded.



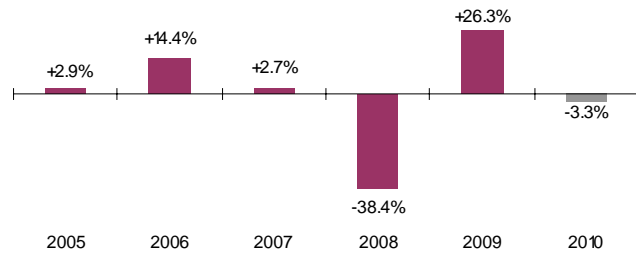


MONACTION INTERNATIONAL Monthly report

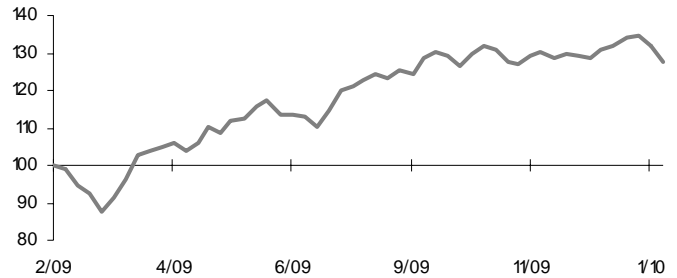
Net Asset Value as of January 29th, 2010: \$738.06
Monthly Performance: -3.3 %

Performance

Historic performance



Trailing 12 months performance (basis 100)



Past performance does not guarantee future performance. 2009 performance data is not audited.

Market strategy

In January, world equity markets underwent a correction with the S&P 500, DJEurostoxx300 and Nikkei indices falling by -3.7%, -4.7% and -3.3% respectively. The Morgan Stanley World index lost -3.7%.

Although market consensus was for equities to rise, uncertainties in Europe related to the fragile economic situation of Greece and in the US related to the new regulations imposed on banks by the Obama government and, overall, questions about the strength of an economic recovery without public stimulus have depressed the markets. With regard to sectors, the defensive sectors of Healthcare (MSCI World pharma -0.3%) and Consumer Staples (MSCI World Consumer Staples -1%) outperformed the reference index.

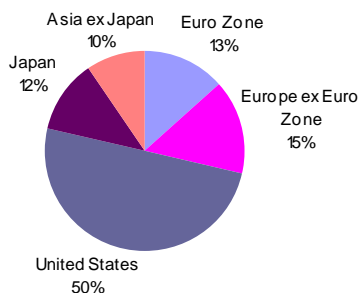
As a result of the negative inversion of some technical indicators, the fund has hedged 15% of its assets via the sale of futures contracts in order to limit the falling market's impact on performance.

Main positions

Microsoft (United States).....1.7%
Centrica (United Kingdom)1.5%
Procter & Gamble (United States)1.5%

Intesa Sanpaolo (Italy)..... 1.4%
Nokia (Finland)..... 1.4%
Mastercard (United States) 1.4%

Geographic distribution



Sector distribution

