



Monaction Asie

Fund under Monaco Law

Investment Objective

The fund is suitable for clients looking to build an exposure in Euro to Asian stock markets. It is a financial instrument in which the client may invest part of his assets, with a recommended investment horizon of at least 5 years. The objective of the fund is to generate capital gains in the long run. In the case where an investment for a shorter time horizon is realized, the client should be informed about the levels of volatility and risk inherent to stock markets in the short run.

Fund Data

Adjustment of the complete prospectus in accordance with the regulations of the Loi 1.339 as of September 7th, 2007 and of the Ordonnance Souveraine 1.285 of September 10th, 2007, approved as of November 24th, 2008 by the Commission de Contrôle des Activités Financières.

The complete prospectus is available to clients at any CMB branch.

Type of fund:

asian equities

Reference currency:

Euro

Benchmark:

95% MSCI Pacific Free Local Currency + 5% Eonia

Recommended investment horizon:

minimum 5 years

Allotment of results:

capitalized

Frequency of net asset value calculation:

daily

Pricing method:

closing prices

Conditions of subscription/redemption:

with CMB, valued at the day's close as calculated on the following day for orders placed until 11.00 am

Inception date:

August 11th, 2006

Fund manager:

Cie Monégasque de Gestion SAM
13 bd Princesse Charlotte
Principality of Monaco

Fund manager by delegation:

Baring Asset Management Ltd
155 Bishopsgate
London, EC2 3XY

Depository bank:

Cie Monégasque de Banque SAM
23 avenue de la Costa
Principality of Monaco

Publication of the Net Asset Value:

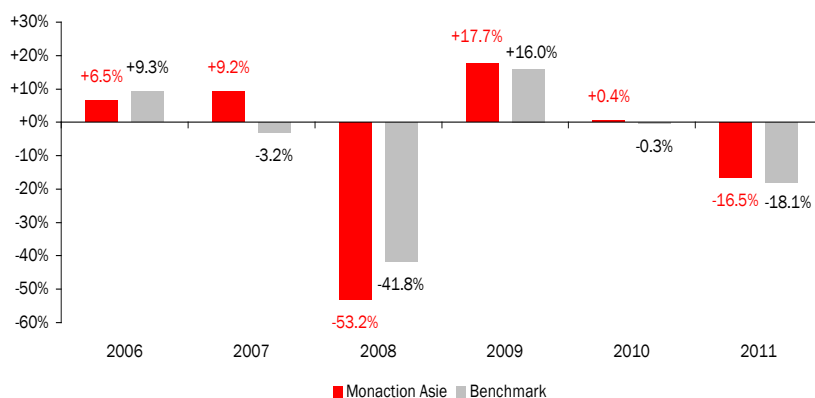
in the "Journal de Monaco" and posted in the head office of CMB and its branches. The Net Asset Value of our funds is published and updated on a regular basis on our web page www.cmb.mc

Net Asset Value as of December 30th, 2011: 536.81 €

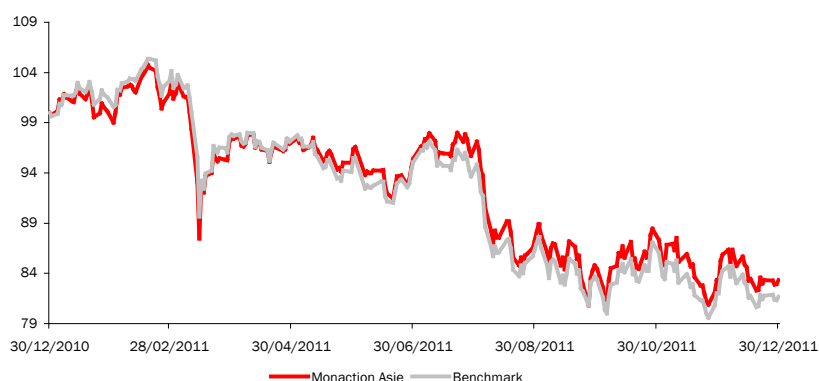
Monthly Performance:

+0.1 %

Historic performance



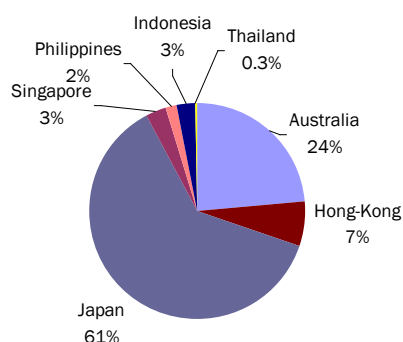
Trailing 12 months performance (basis 100)



Main positions

BHP Billiton (Australia)	5.5%
Commonwealth Bank of Australia (Australia)	2.9%
Toyota Motor (Japan)	2.6%
East Japan Railway (Japan)	2.5%
Nippon Telegraph & Telephone (Japan)	2.5%
Mitsubishi (Japan)	2.3%

Geographic distribution



Sector distribution

