

MONACTION INTERNATIONAL ESG EURO



July 2020

Key Data

Net Asset Value as of 31.07.2020

2 563,44 €

Total net assets

11,01 m€

Reference currency

Euro (€)

FUND DATA

Fund under Monegasque Law

Bloomberg Ticker

MONPVEU MN

ISIN code

MC0009778903, MC0010001147 (Inst.)

Benchmark

95% MSCI World Gross Total Return

Local Currency

5% Eonia

Recommended investment horizon

Minimum 5 years

Profit allocation

Capitalisation

NAV Frequency

Daily

Management commission

1% / 0,75% (Inst.)

Subscription and redemption conditions

Orders are centralised every working day in Monaco at Compagnie Monégasque de Banque at 11.00am, and executed based on the net asset value of that day. Commissions: subscriptions 2,5%, value date T+2; redemptions 1,0% value date T+2

Inception date

11 March 1994

Depository Bank

Compagnie Monégasque de Banque SAM

23, avenue de la Costa

Net Asset Value

publication mode

Published in the "Journal de Monaco" and displayed at the CMB headquarters and in CMB branches. Our funds' net asset values are regularly published and updated on the website www.cmb.mc

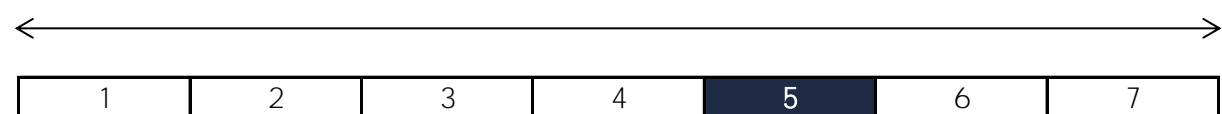
INVESTMENT UNIVERSE AND PHILOSOPHY

The fund **MONACTION INTERNATIONAL ESG EURO** invests in international listed equities with robust environmental, social and governance (ESG) criteria relative to their sector through capital appreciation and diversification.

RISK PROFILE

Lower risk/potential reward

Higher risk/potential reward



The risk indicator, based on past volatility, cannot cover all types of risks to which the fund may be exposed. It is possible that the past data used does not constitute a reliable indication of the future risk profile. The category associated with this fund is not a guarantee and can evolve with time. The lowest category is not synonymous with a "riskless" investment.

PERFORMANCE



Past performance is not a guarantee of future performance, nor is it constant with time and does not constitute in any case a guarantee of future performance.

CUMULATIVE PERFORMANCE	1 month	1 year	3 years	3y (ann.)	5 years	5y (ann.)
FUND (net)	-1,32%	6,60%	11,81%	3,79%	14,90%	2,82%
BENCHMARK	3,25%	5,99%	24,30%	7,52%	36,13%	6,36%

YEARLY PERFORMANCE	2020	2019	2018	2017	2016	2015
FUND (net)	-4,43%	27,68%	-14,80%	10,11%	5,69%	0,23%
BENCHMARK	-1,55%	26,50%	-6,51%	15,38%	6,45%	0,19%

COMPARABLE FUNDS - (544)						
UNIVERSE AVERAGE		27,89%	-7,95%	8,46%		
FUND QUARTILE IN UNIVERSE		3	4	2		

MONACTION INTERNATIONAL ESG EURO

July 2020

FUND MANAGEMENT COMPANY

Compagnie Monégasque de
Gestion SAM
13, bd Princesse Charlotte
Principauté de Monaco

FUND MANAGER

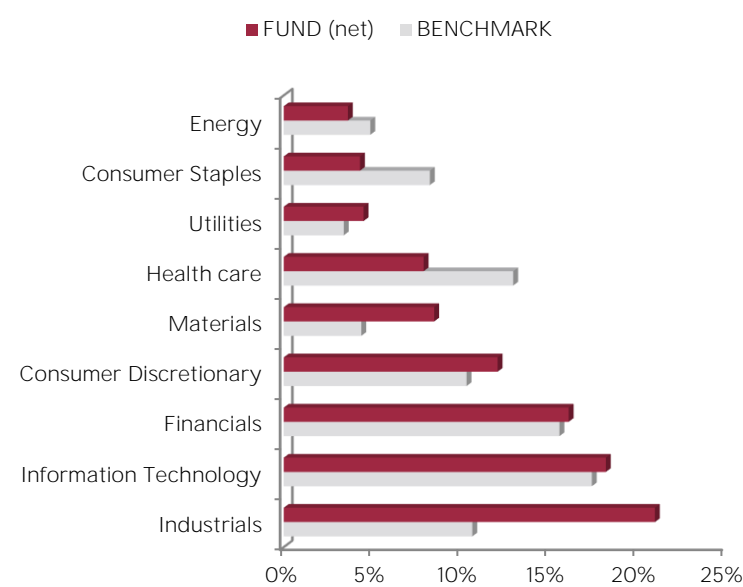


Eric Tournier
CMG

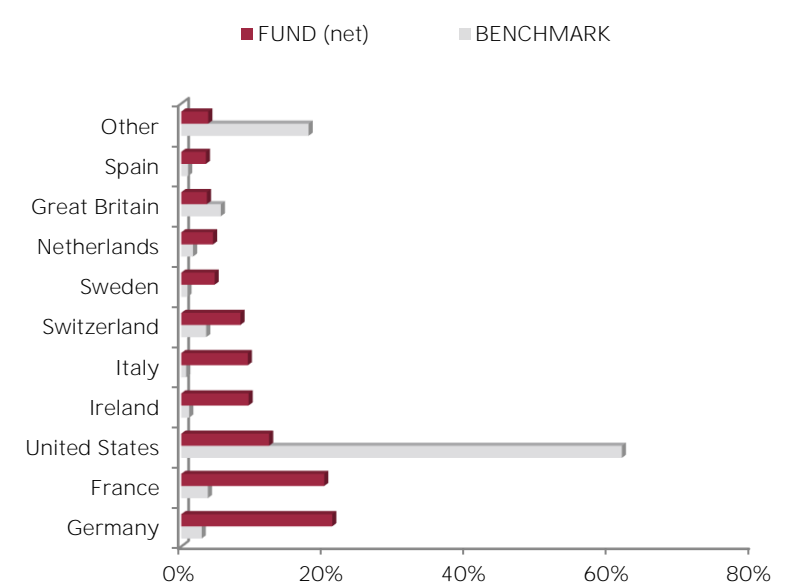
DISCLAIMER

The information contained in this document has as objective to inform the subscriber. This document is not intended as investment advice. No information or statements in this document should be considered as a recommendation. The funds under Monegasque law as well as the SICAV under Luxembourg law are exclusively distributed by Compagnie Monégasque de Banque (CMB). Copies of this document and the complete prospectus can be obtained for free from Compagnie Monégasque de Banque (CMB) and Compagnie Monégasque de Gestion (CMG) as well as from the website www.cmb.mc.

SECTOR ALLOCATION



COUNTRY ALLOCATION



TOP 10 POSITIONS OF 23

NAME	COUNTRY	SECTOR	WEIGHT
ACCENTURE PLC-A	Ireland	Information Technology	5,0%
INTESA SANPAOLO	Italy	Financials	4,8%
SANDVIK AB	Sweden	Industrials	4,7%
ENEL SPA	Italy	Utilities	4,5%
CISCO SYSTEMS	United States	Information Technology	4,5%
ASML HOLDING NV	Netherlands	Information Technology	4,4%
SIEMENS AG-REG	Germany	Industrials	4,4%
CRH PLC	Ireland	Materials	4,4%
KERING	France	Consumer Discretionary	4,3%
BMW AG	Germany	Consumer Discretionary	4,3%
Total			45,3%

COMMENTAIRE DE GESTION

See French version.