

# CMB GLOBAL LUX CORPORATE BOND



September 2020

## Key Data

### Net Asset Value as of 30.09.2020

1 009,10 €

### Total net assets

38,73 m€

### Reference currency

Euro (€)

## FUND DATA

### Fund under Luxembourg Law

### Bloomberg Ticker

CMBIMCA LX

### ISIN code

LU1248400076

### Benchmark

85% ICE BoFAML EMU Corporate 1-10 years

15% Eonia

### Recommended investment horizon

Minimum 3 years

### Profit allocation

Capitalisation

### NAV Frequency

Daily

### Management commission

1,50%

### Subscription and redemption conditions

Orders are centralised every working day in Monaco at CMB Monaco at 11.00am, and executed based on the net asset value of that day. Commissions: subscriptions 5,0%, value date T+2; redemptions 0,5% value date T+2

### Inception date

24 July 2015

### Depositary Bank

CMB Monaco  
23, avenue de la Costa  
Principauté de Monaco

### Net Asset Value publication mode

Published in the "Journal de Monaco" and displayed at CMB Monaco headquarters and in CMB Monaco branches. Our funds' net asset values are regularly published and updated on the website [www.cmb.mc](http://www.cmb.mc)

## INVESTMENT UNIVERSE AND PHILOSOPHY

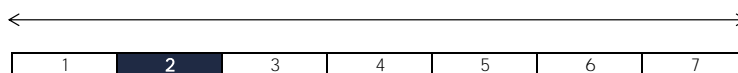
The fund **GLOBAL LUX CORPORATE** invests mainly in private issuer "Investment Grade" bonds denominated in euro.

The management is discretionary and conviction based and the fund is diversified across sectors, ratings, interest rate sensitivities and seniorities.

## RISK PROFILE

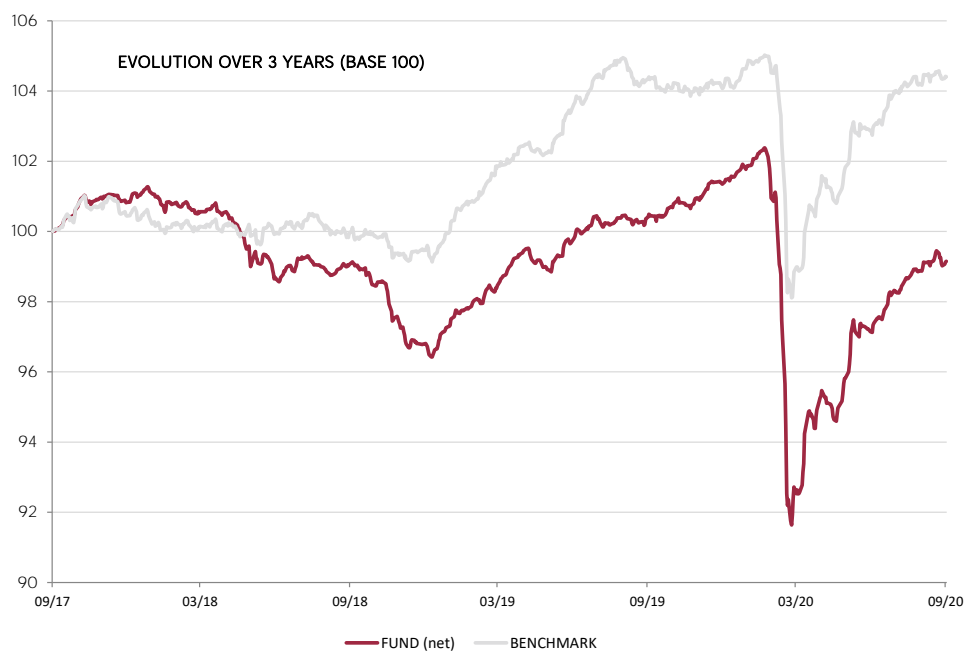
Lower risk/potential reward

Higher risk/potential reward



The risk indicator, based on past volatility, cannot cover all types of risks to which the fund may be exposed. It is possible that the past data used does not constitute a reliable indication of the future risk profile. The category associated with this fund is not a guarantee and can evolve with time. The lowest category is not synonymous with a "riskless" investment.

## PERFORMANCE



Past performance is not a guarantee of future performance, nor is it constant with time and does not constitute in any case a guarantee of future performance.

| CUMULATIVE PERFORMANCE | 1 month | 1 year | 3 years | 3y (ann.) | 5 years | 5y (ann.) |
|------------------------|---------|--------|---------|-----------|---------|-----------|
| FUND (net)             | 0,28%   | -1,26% | -0,85%  | -0,28%    | 4,46%   | 0,88%     |
| BENCHMARK              | 0,23%   | 0,05%  | 4,41%   | 1,45%     | 10,82%  | 2,08%     |

| YEARLY PERFORMANCE | 2020   | 2019  | 2018   | 2017  | 2016  | 2015   |
|--------------------|--------|-------|--------|-------|-------|--------|
| FUND (net)         | -2,19% | 4,71% | -3,99% | 3,99% | 1,53% | -2,81% |
| BENCHMARK          | 0,30%  | 4,65% | -0,97% | 1,91% | 3,57% | 0,06%  |

| COMPARABLE FUNDS - (168)  |  |       |        |
|---------------------------|--|-------|--------|
| UNIVERSE AVERAGE          |  | 3,36% | -2,23% |
| FUND QUARTILE IN UNIVERSE |  | 3     | 4      |

# CMB GLOBAL LUX CORPORATE BOND



September 2020

## FUND MANAGEMENT COMPANY

Luxcellence Management Company  
5 Allée Scheffer  
L5220  
Luxembourg

## FUND MANAGER



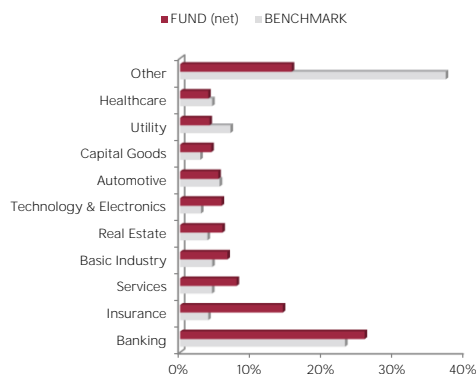
Cyril Iafrate  
CMG

## DISCLAIMER

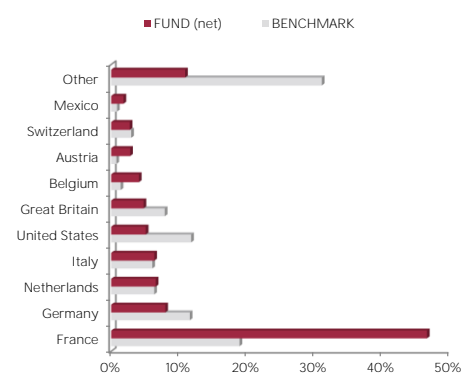
The information contained in this document has as objective to inform the subscriber. This document is not intended as investment advice. No information or statements in this document should be considered as a recommendation. The funds under Monegasque law as well as the SICAV under Luxembourg law are exclusively distributed by CMB Monaco. Copies of this document and the complete prospectus can be obtained for free from CMB Monaco and Compagnie Monégasque de Gestion (CMG) as well as from the website [www.cmb.mc](http://www.cmb.mc).

The index data of ICE BoFAML EMU Corporate 1-10 years referenced herein is the property of ICE Data Indices, LLC, its affiliates ("ICE Data") and/or its Third Party Suppliers and has been licensed for use by CMB Monaco. ICE Data and its Third Party Suppliers accept no liability in connection with its use. See prospectus for a full copy of the Disclaimer.

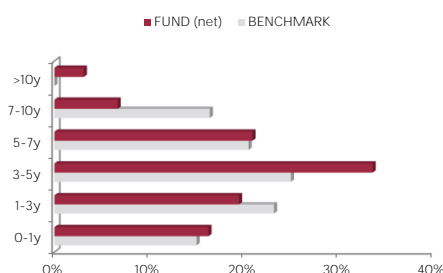
## SECTOR ALLOCATION



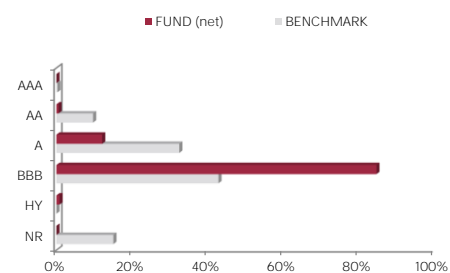
## COUNTRY ALLOCATION



## MATURITY ALLOCATION



## RATING ALLOCATION



## RISK INDICATORS

| METRICS                   | INDICATORS |
|---------------------------|------------|
| Interest Rate Sensitivity | 3,39%      |
| Average Rating            | BBB+       |
| Yield                     | 1,52%      |
| Fund Volatility           | 3,82%      |
| Maturity (except futures) | 4,93       |

## TOP 10 POSITIONS OF 213

| NAME             | WEIGHT       |
|------------------|--------------|
| NEOPOST SA       | 1,3%         |
| CNP ASSURANCES   | 1,3%         |
| PEUGEOT          | 1,3%         |
| COMMERZBANK AG   | 1,1%         |
| CRED AGRICOLE SA | 1,1%         |
| ILIAD            | 1,1%         |
| LA BANQUE POSTAL | 1,0%         |
| MEDIOBANCA SPA   | 1,0%         |
| WORLDLINE SA     | 1,0%         |
| ACHMEA BV        | 1,0%         |
| <i>Total</i>     | <i>11,3%</i> |

## MANAGEMENT COMMENT

See French version.