

Key Data

Net Asset Value as of 30.09.2020

2 019,16 € (R), 101 470,96 € (I)

Total net assets

60,36 m€

Reference currency

Euro (€)

FUND DATA

Fund under Monegasque Law

Bloomberg Ticker

MONCECO MN

ISIN code

MC001000297, MC0010001113 (Inst.)

Benchmark

95% MSCI Global Environment
5% Eonia

Recommended investment horizon

Minimum 5 years

Profit allocation

Capitalisation

NAV Frequency

Daily

Management commission

1,75% / 0,75% (Inst.)

Subscription and redemption conditions

Orders are centralised every working day in Monaco at CMB Monaco at 11.00am, and executed based on the net asset value of that day. Commissions: subscriptions 2,5%, value date T+2; redemptions 1,0% value date T+2

Inception date

14 June 2006

Depository Bank

CMB Monaco
23, avenue de la Costa
Principauté de Monaco

Net Asset Value publication mode

Published in the "Journal de Monaco" and displayed at CMB Monaco headquarters and in CMB Monaco branches. Our funds' net asset values are regularly published and updated on the website www.cmb.mc

INVESTMENT UNIVERSE AND PHILOSOPHY

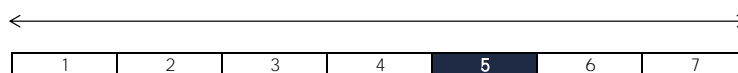
The fund **MONACO ECO+** invests in international equities from developed countries which are linked to the environmental sector. The fund invests more specifically in themes linked to: the optimisation of resources, renewable energy and the agricultural production.

The management is conviction based with a bias on cyclic industrial niches and a large market capitalization diversification.

RISK PROFILE

Lower risk/potential reward

Higher risk/potential reward



The risk indicator, based on past volatility, cannot cover all types of risks to which the fund may be exposed. It is possible that the past data used does not constitute a reliable indication of the future risk profile. The category associated with this fund is not a guarantee and can evolve with time. The lowest category is not synonymous with a "riskless" investment.

PERFORMANCE



Past performance is not a guarantee of future performance, nor is it constant with time and does not constitute in any case a guarantee of future performance.

CUMULATIVE PERFORMANCE	1 month	1 year	3 years	3y (ann.)	5 years	5y (ann.)
FUND (net)	1,88%	14,04%	20,87%	6,52%	54,02%	9,02%
BENCHMARK	-2,72%	42,15%	56,34%	16,06%	97,65%	14,60%

YEARLY PERFORMANCE	2020	2019	2018	2017	2016	2015
FUND (net)	7,25%	25,65%	-13,28%	7,48%	10,42%	7,29%
BENCHMARK	32,89%	22,84%	-6,41%	10,29%	8,95%	7,86%

COMPARABLE FUNDS - (47)				
UNIVERSE AVERAGE		30,35%	-11,30%	12,28%
FUND QUARTILE IN UNIVERSE		3	4	4

FUND MANAGEMENT COMPANY

Compagnie Monégasque de
Gestion SAM
13, bd Princesse Charlotte
Principauté de Monaco

FUND MANAGER

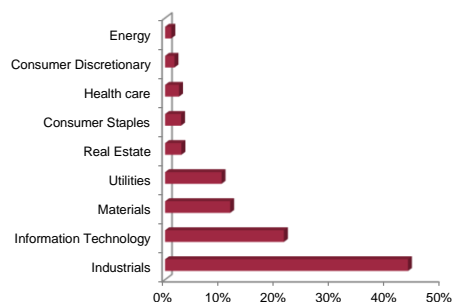


Eric Tournier
CMG

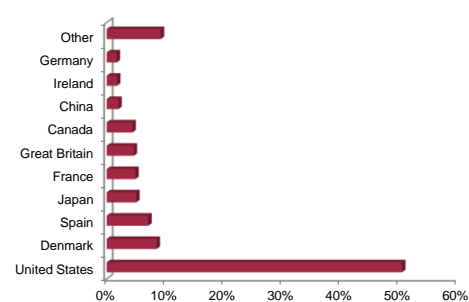
DISCLAIMER

The information contained in this document has as objective to inform the subscriber. This document is not intended as investment advice. No information or statements in this document should be considered as a recommendation. The funds under Monegasque law as well as the SICAV under Luxembourg law are exclusively distributed by CMB Monaco. Copies of this document and the complete prospectus can be obtained for free from CMB Monaco and Compagnie Monégasque de Gestion (CMG) as well as from the website www.cmb.mc.

SECTOR ALLOCATION



COUNTRY ALLOCATION



TOP 10 POSITIONS OF 88

NAME	COUNTRY	SECTOR	WEIGHT
SIEMENS GAMESA R	Spain	Industrials	4,8%
VESTAS WIND SYST	Denmark	Industrials	3,6%
SUNRUN INC	United States	Industrials	3,3%
ROCKWOOL INTL-B	Denmark	Industrials	3,2%
SPLUNK INC	United States	Information Technology	2,4%
CANADIAN SOLAR I	Canada	Information Technology	2,3%
SOLARIA ENERGIA	Spain	Utilities	2,3%
FIRST SOLAR INC	United States	Information Technology	2,2%
JACOBS ENGIN GRP	United States	Industrials	2,2%
FMC CORP	United States	Materials	2,0%
Total			28,5%

MANAGEMENT COMMENT

See French version.