

# CMB GLOBAL LUX DETTE EMERGENTE EUR



October 2020

## Key Data

### Net Asset Value as of 30.10.2020

856,02 €

### Total net assets

33,44 m€

### Reference currency

Euro (€)

## FUND DATA

### Fund under Luxembourg Law

### Bloomberg Ticker

CMBIMED LX

### ISIN code

LU1257014859

### Benchmark

25% J.P. Morgan EMBI Global Total Return Index

50% J.P. Morgan Government Bond Index Emerging Market Global Core

25 % Ishares Emerging Market Corporate Bond

### Recommended investment horizon

Minimum 5 years

### Profit allocation

Yearly distribution

### Date of last distribution

26 June 2020

### Amount distributed

36,21 €

### NAV Frequency

Daily

### Management commission

1,50%

### Subscription and redemption conditions

Orders are centralised every working day in Monaco at CMB Monaco at 11.00am, and executed based on the net asset value of that day. Commissions: subscriptions 5,0%, value date T+2; redemptions 0,5% value date T+2

### Inception date

24 July 2015

### Depository Bank

CMB Monaco  
23, avenue de la Costa  
Principauté de Monaco

### Net Asset Value publication mode

Published in the "Journal de Monaco" and displayed at CMB Monaco headquarters and in CMB Monaco branches. Our funds' net asset values are regularly published and updated on the website [www.cmb.mc](http://www.cmb.mc)

## INVESTMENT UNIVERSE AND PHILOSOPHY

The fund **GLOBAL LUX DETTE EMERGENTE (EUR)** is a feeder fund that invests mainly in the fund Neuberger Berman Emerging Market Debt Blend Fund (the master fund). The master fund invests in sovereign and private issuer bonds issued in emerging market countries and denominated either in hard currency or in local currency. The investments denominated in hard currency refer to investments in USD, EUR, GBP, YEN and CHF. The average rating is "Investment Grade". The target allocation for emerging market bonds is 50% sovereign bonds, 25% private issuer bonds in hard currency and 25% sovereign bonds in hard currency. The fund is hedged against the US dollar.

The management is discretionary with a selection process that starts from a macroeconomic analysis and finishes with the stock choices ("Bottom-up"). The fund is diversified across strategies and geographies as well as in terms of the number of positions.

## RISK PROFILE

Lower risk/potential reward

Higher risk/potential reward



The risk indicator, based on past volatility, cannot cover all types of risks to which the fund may be exposed. It is possible that the past data used does not constitute a reliable indication of the future risk profile. The category associated with this fund is not a guarantee and can evolve with time. The lowest category is not synonymous with a "riskless" investment.

## PERFORMANCE



Past performance is not a guarantee of future performance, nor is it constant with time and does not constitute in any case a guarantee of future performance.

CUMULATIVE PERFORMANCE	1 month	1 year	3 years	3y (ann.)	5 years	5y (ann.)
FUND (net)	-0,25%	-4,82%	-7,33%	-2,51%	3,47%	0,68%
BENCHMARK	0,13%	-1,26%	2,81%	0,93%	17,63%	3,30%

YEARLY PERFORMANCE	2020	2019	2018	2017	2016	2015
FUND (net)	-6,70%	9,15%	-10,58%	10,61%	6,31%	-6,11%
BENCHMARK	-2,68%	10,90%	-6,31%	10,48%	9,10%	-5,32%

COMPARABLE FUNDS - (41)						
UNIVERSE AVERAGE		11,14%	-3,72%	1,28%		
FUND QUARTILE IN UNIVERSE		3	4	1		

# CMB GLOBAL LUX DETTE EMERGENTE EUR



October 2020

## FUND MANAGEMENT COMPANY

Mediobanca Management Comp. SA  
2 Boulevard de la Foire  
L-1528 Luxembourg

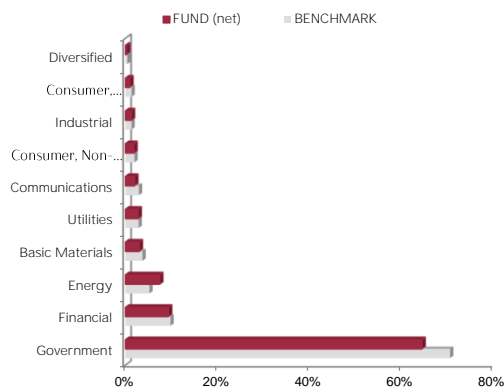
## FUND MANAGER

NEUBERGER BERMAN

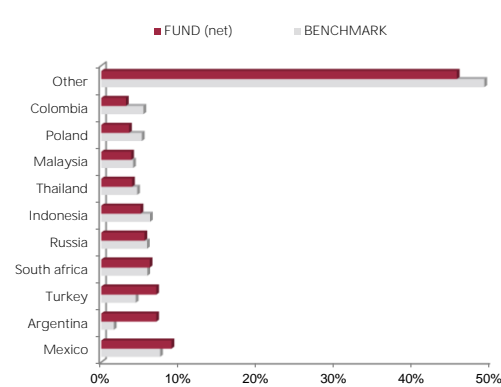
## DISCLAIMER

The information contained in this document has as objective to inform the subscriber. This document is not intended as investment advice. No information or statements in this document should be considered as a recommendation. The funds under Monegasque law as well as the SICAV under Luxembourg law are exclusively distributed by CMB Monaco. Copies of this document and the complete prospectus can be obtained for free from CMB Monaco and Compagnie Monégasque de Gestion (CMG) as well as from the website [www.cmb.mc](http://www.cmb.mc).

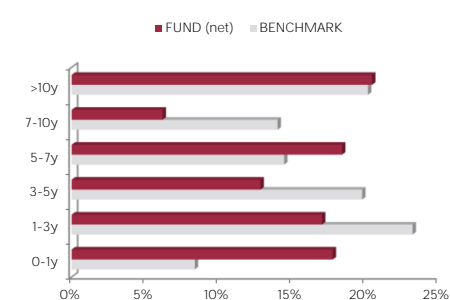
## SECTOR ALLOCATION



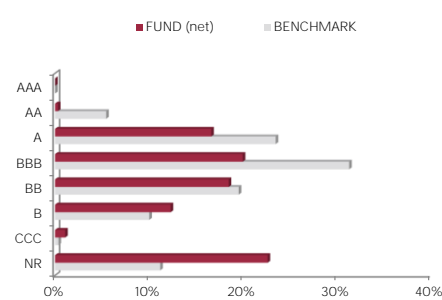
## COUNTRY ALLOCATION



## MATURITY ALLOCATION



## RATING ALLOCATION



## RISK INDICATORS

METRICS	INDICATORS
Interest Rate Sensitivity	5,55%
Average Rating	B
Yield	5,89%
Fund volatility	10,57%
Maturity (except futures)	6,55

## TOP 10 POSITIONS OF 534

NAME	WEIGHT
MEXICAN BONOS	2,2%
MEXICAN BONOS	1,6%
ARGENT-€DIS	1,5%
MALAYSIA GOVT	1,0%
MALAYSIA GOVT	0,9%
INDONESIA GOV'T	0,9%
COLOMBIA TES	0,8%
CZECH REPUBLIC	0,8%
MEXICAN BONOS	0,7%
ARGENT-€PAR	0,7%
<i>Total</i>	11,0%

## MANAGEMENT COMMENT

See French version.