

# MONACO COURT TERME USD



October 2020

## Key Data

**Net Asset Value as of 30.10.2020**

\$ 6 319,45 (R), \$ 101 484,62 (I)

**Total net assets**

\$ 376,71m

**Reference currency**

US Dollar (\$)

## FUND DATA

**Fund under Monegasque Law**

**Bloomberg Ticker**

MONCTUS MN

**ISIN code**

MC0010000206, MC0010001121 (Inst. Min. 5M)

**Indice de référence**

Libor USD 3-month capitalised

**Recommended investment horizon**

Minimum 3 months

**Profit allocation**

Capitalisation

**NAV Frequency**

Daily

**Management commission (max)**

0,5% / 0,35% (Inst.)

**Subscription and redemption conditions**

Orders are centralised every working day in Monaco at CMB Monaco at 11.00am, and executed based on the net asset value of that day. Commissions: subscriptions nil, value date T+1; redemptions nil, value date T+1

**Inception date**

14 April 2006

**Depository Bank**

CMB Monaco  
23, avenue de la Costa  
Principauté de Monaco

**Net Asset Value publication mode**

Published in the "Journal de Monaco" and displayed at CMB Monaco headquarters and in CMB Monaco branches. Our funds' net asset values are regularly published and updated on the website [www.cmb.mc](http://www.cmb.mc)

## INVESTMENT UNIVERSE AND PHILOSOPHY

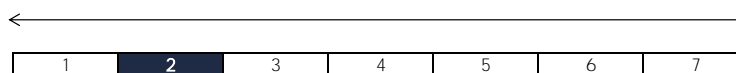
The fund **MONACO COURT TERME USD** invests in short term bonds or interest rate products with a maximum weighted average residual life of 18 months and an average rating of Investment Grade.

The management is discretionary and conviction based with weak interest rate and credit sensitivities and a strong diversification across issuers and sectors.

## RISK PROFILE

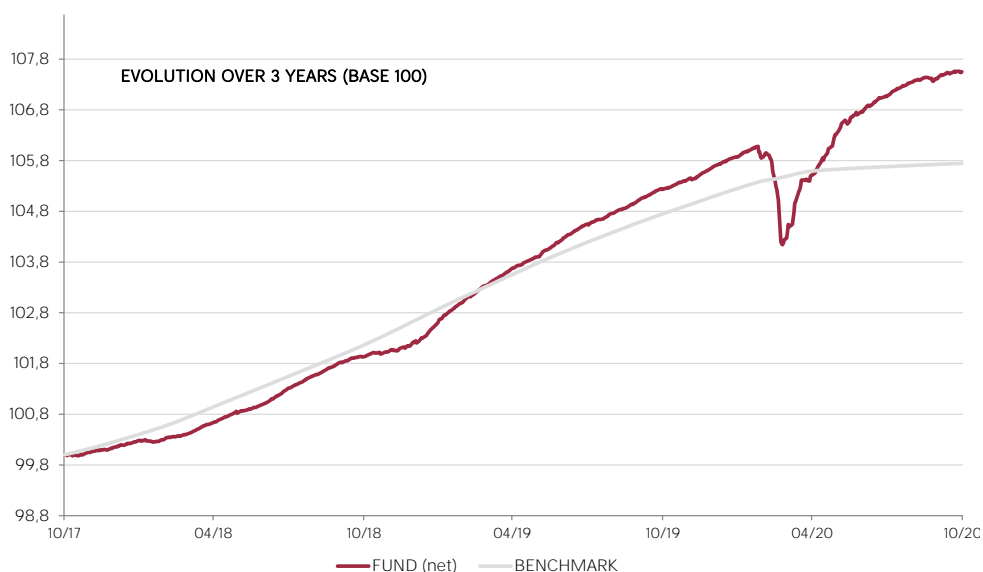
Lower risk/potential reward

Higher risk/potential reward



The risk indicator, based on past volatility, cannot cover all types of risks to which the fund may be exposed. It is possible that the past data used does not constitute a reliable indication of the future risk profile. The category associated with this fund is not a guarantee and can evolve with time. The lowest category is not synonymous with a "riskless" investment.

## PERFORMANCE



Past performance is not a guarantee of future performance, nor is it constant with time and does not constitute in any case a guarantee of future performance.

CUMULATIVE PERFORMANCE	1 month	1 year	3 years	3y (ann.)	5 years	5y (ann.)
FUND (net)	0,13%	2,20%	7,55%	2,46%	10,94%	2,10%
BENCHMARK	0,02%	0,95%	5,74%	1,88%	7,58%	1,47%

YEARLY PERFORMANCE	2020	2019	2018	2017	2016	2015
FUND (net)	1,77%	3,39%	2,06%	1,66%	1,71%	0,12%
BENCHMARK	0,62%	2,39%	2,38%	1,23%	0,71%	0,20%

COMPARABLE FUNDS - (56)						
UNIVERSE AVERAGE		3,46%	0,99%	1,15%		
FUND QUANTILE IN UNIVERSE		2	1	1		

# MONACO COURT TERME USD



October 2020

## FUND MANAGEMENT COMPANY

Compagnie Monégasque de  
Gestion SAM  
13, bd Princesse Charlotte  
Principauté de Monaco

## FUND MANAGER

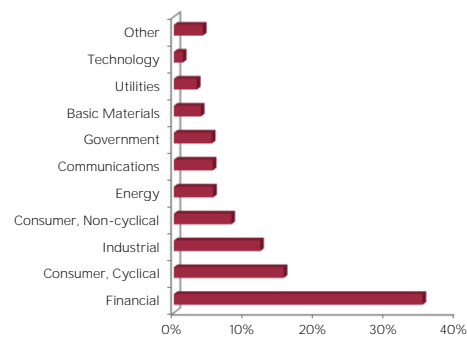


David Lasser  
CMG

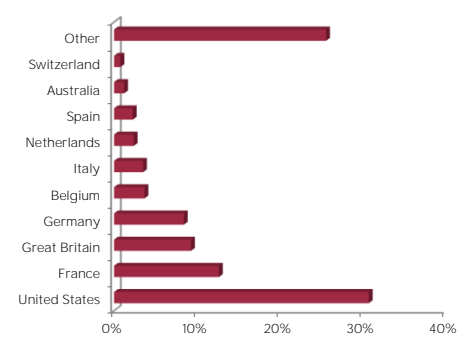
## DISCLAIMER

The information contained in this document has as objective to inform the subscriber. This document is not intended as investment advice. No information or statements in this document should be considered as a recommendation. The funds under Monégasque law as well as the SICAV under Luxembourg law are exclusively distributed by CMB Monaco. Copies of this document and the complete prospectus can be obtained for free from CMB Monaco and Compagnie Monégasque de Gestion (CMG) as well as from the website [www.cmb.mc](http://www.cmb.mc).

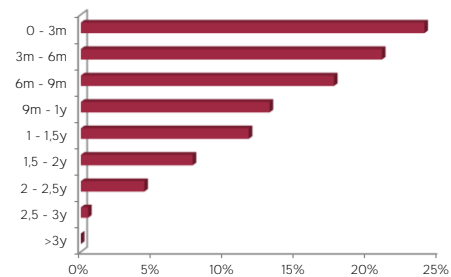
## SECTOR ALLOCATION



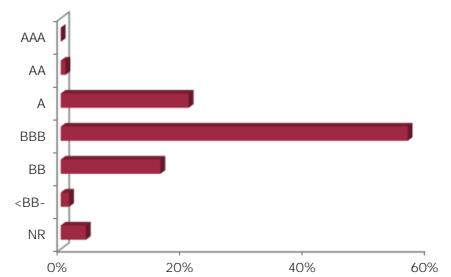
## COUNTRY ALLOCATION



## MATURITY ALLOCATION



## RATING ALLOCATION



## RISK INDICATORS

METRICS	INDICATORS
Interest Rate Sensitivity	0,51%
Credit Sensitivity	0,63%
Average Rating	BBB
Yield	1,00%
Fund Volatility	1,04%
Maturity (except futures)	9 months

## TOP 10 POSITIONS OF 138

NAME	WEIGHT
CMB-GL CT \$-F	1,7%
BEKAERT SA	1,6%
FRESENIUS MED	1,6%
SANTANDER UK GRP	1,6%
BHARTI AIRTEL IN	1,6%
VALEO SA	1,5%
BPCE	1,5%
LEND LEASE EUR	1,4%
ALLY FINANCIAL	1,4%
ECONOCOM 0 % COMMERCIAL P	1,4%
<i>Total</i>	15,4%

## MANAGEMENT COMMENT

See French version.