

# MONACO CORPORATE BOND EURO



November 2020

## Key Data

**Net Asset Value as of 30.11.2020**  
1 488,42 €

**Total net assets**  
178,94 m€

**Reference currency**  
Euro (€)

## FUND DATA

**Fund under Monegasque Law**

**Bloomberg Ticker**  
MONCBEU MN

**ISIN code**  
MC0010000487

**Benchmark**  
85% ICE BoFAML EMU Corporate 1-10 years  
15% Eonia

**Recommended investment horizon**  
Minimum 3 years

**Profit allocation**  
Capitalisation

**NAV Frequency**  
Daily

**Management commission**  
1,00%

**Subscription and redemption conditions**  
Orders are centralised every working day in Monaco at CMB Monaco at 11.00am, and executed based on the net asset value of that day. Commissions: subscriptions 0,5%, value date T+2; redemptions 0,5% value date T+2

**Inception date**  
04 August 2008

**Depository Bank**  
CMB Monaco  
23, avenue de la Costa  
Principauté de Monaco

**Net Asset Value publication mode**  
Published in the "Journal de Monaco" and displayed at CMB Monaco headquarters and in CMB Monaco branches. Our funds' net asset values are regularly published and updated on the website [www.cmb.mc](http://www.cmb.mc)

## INVESTMENT UNIVERSE AND PHILOSOPHY

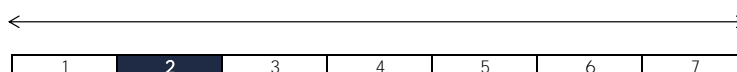
The fund **MONACO CORPORATE BOND EURO** invests mainly in private issuer "Investment Grade" bonds denominated in euro.

The management is discretionary and conviction based and the fund is diversified across sectors, ratings, interest rate sensitivities and seniorities.

## RISK PROFILE

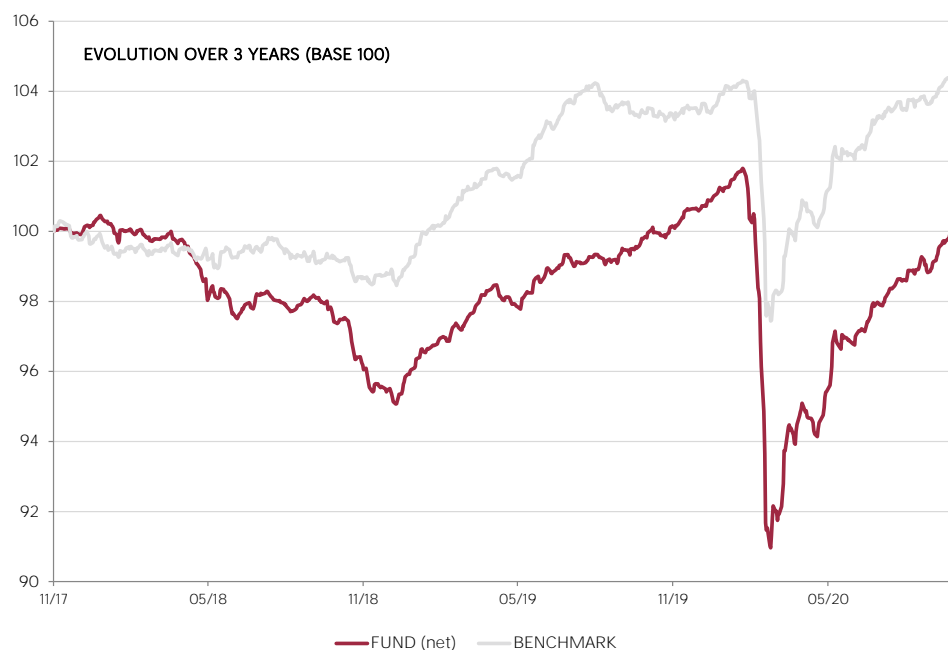
Lower risk/potential reward

Higher risk/potential reward



The risk indicator, based on past volatility, cannot cover all types of risks to which the fund may be exposed. It is possible that the past data used does not constitute a reliable indication of the future risk profile. The category associated with this fund is not a guarantee and can evolve with time. The lowest category is not synonymous with a "riskless" investment.

## PERFORMANCE



Past performance is not a guarantee of future performance, nor is it constant with time and does not constitute in any case a guarantee of future performance.

CUMULATIVE PERFORMANCE	1 month	1 year	3 years	3y (ann.)	5 years	5y (ann.)
FUND (net)	1,96%	1,49%	1,65%	0,55%	8,96%	1,73%
BENCHMARK	0,75%	1,62%	5,01%	1,64%	10,43%	2,00%

YEARLY PERFORMANCE	2020	2019	2018	2017	2016	2015
FUND (net)	1,03%	5,34%	-4,42%	5,40%	3,08%	-0,98%
BENCHMARK	1,58%	4,65%	-0,97%	1,91%	3,57%	-0,11%

COMPARABLE FUNDS - (206)						
UNIVERSE AVERAGE		5,68%	-2,23%	2,63%		
FUND QUARTILE IN UNIVERSE		3	4	1		

# MONACO CORPORATE BOND EURO

November 2020

## FUND MANAGEMENT COMPANY

Compagnie Monégasque de  
Gestion SAM  
13, bd Princesse Charlotte  
Principauté de Monaco

## FUND MANAGER



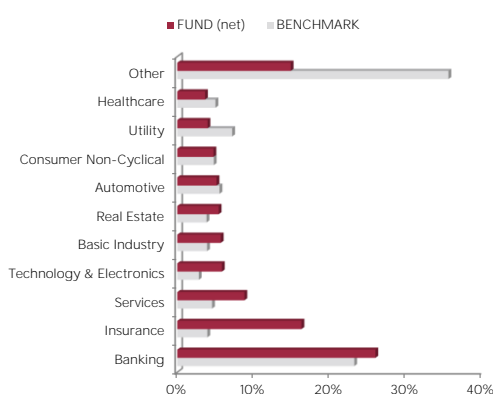
Cyril Iafrate  
CMG

## DISCLAIMER

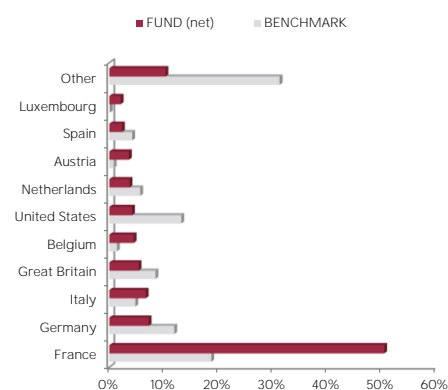
The information contained in this document has as objective to inform the subscriber. This document is not intended as investment advice. No information or statements in this document should be considered as a recommendation. The funds under Monegasque law as well as the SICAV under Luxembourg law are exclusively distributed by CMB Monaco. Copies of this document and the complete prospectus can be obtained for free from CMB Monaco and Compagnie Monégasque de Gestion (CMG) as well as from the website [www.cmb.mc](http://www.cmb.mc).

The index data ICE BoFAML EMU Corporate 1-10 years is the property of ICE Data Indices, LLC, its affiliates ("ICE Data") and/or its Third Party Suppliers and has been licensed for use by CMB Monaco. ICE Data and its Third Party Suppliers accept no liability in connection with its use. See prospectus for a full copy of the Disclaimer.

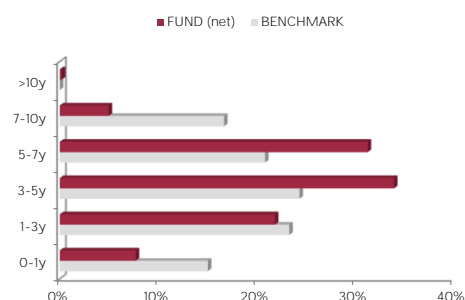
## SECTOR ALLOCATION



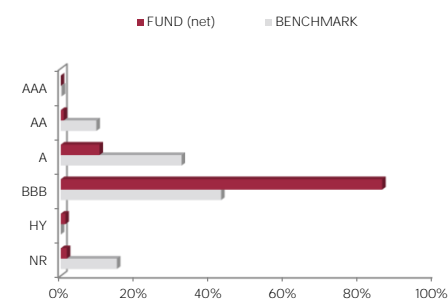
## COUNTRY ALLOCATION



## MATURITY ALLOCATION



## RATING ALLOCATION



## RISK INDICATOR

METRICS	INDICATORS
Interest Rate Sensitivity	3,15%
Average Rating	BBB+
Yield	1,02%
Fund Volatility	4,49%
Maturity (except futures)	4,07

## TOP 10 POSITIONS OF 224

NAME	WEIGHT
IPSEN SA	1,5%
NEOPOST SA	1,5%
BOLLORE SA	1,4%
CREDIT LOGEMENT	1,3%
BANQ FED CRD MUT	1,2%
ALPHA TRAINS FIN	1,2%
FORTIS BNK SA/NV	1,2%
CAIXABANK	1,2%
CRED AGRICOLE SA	1,2%
MEDIOBANCA SPA	1,2%
<i>Total</i>	12,8%

## MANAGEMENT COMMENT

See French version.