

MONACO COURT TERME EURO



November 2020

Key Data

Net Asset Value as of 30.11.2020
5 180,20 €

Total net assets
658,38 m€

Reference currency
Euro (€)

FUND DATA

Fund under Monegasque Law

Bloomberg Ticker
MONCTEU MN

ISIN code
MC0009780917, MC0010001139 (Inst. Min. 5M)

Benchmark
3-month Euribor capitalised

Recommended investment horizon
Minimum 3 months

Profit allocation
Capitalisation

NAV Frequency
Daily

Management commission (max)
0,4% / 0,25% (Inst.)

Subscription and redemption conditions
Orders are centralised every working day in Monaco at CMB Monaco at 11.00am, and executed based on the net asset value of that day. Commissions: subscriptions nil, value date T+1; redemptions nil, value date T+1

Inception date
28 October 1994

Depository Bank
CMB Monaco
23, avenue de la Costa
Principauté de Monaco

Net Asset Value publication mode
Published in the "Journal de Monaco" and displayed at CMB Monaco headquarters and in CMB Monaco branches. Our funds' net asset values are regularly published and updated on the website www.cmb.mc

INVESTMENT UNIVERSE AND PHILOSOPHY

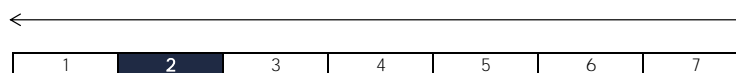
The fund **MONACO COURT TERME EURO** invests in short term bonds or interest rate products with a maximum weighted average residual life of 18 months and an average rating of Investment Grade.

The management is discretionary and conviction based with weak interest rate and credit sensitivities and a strong diversification across issuers and sectors.

RISK PROFILE

Lower risk/potential reward

Higher risk/potential reward



The risk indicator, based on past volatility, cannot cover all types of risks to which the fund may be exposed. It is possible that the past data used does not constitute a reliable indication of the future risk profile. The category associated with this fund is not a guarantee and can evolve with time. The lowest category is not synonymous with a "riskless" investment.

PERFORMANCE



Past performance is not a guarantee of future performance, nor is it constant with time and does not constitute in any case a guarantee of future performance.

CUMULATIVE PERFORMANCE	1 month	1 year	3 years	3y (ann.)	5 years	5y (ann.)
FUND (net)	0,32%	0,99%	1,66%	0,55%	2,91%	0,58%
BENCHMARK	-0,04%	-0,42%	-1,10%	-0,37%	-1,67%	-0,34%

YEARLY PERFORMANCE	2020	2019	2018	2017	2016	2015
FUND (net)	0,95%	1,02%	-0,35%	0,15%	1,42%	-0,41%
BENCHMARK	-0,39%	-0,36%	-0,33%	-0,33%	-0,27%	-0,10%

COMPARABLE FUNDS - (166)						
UNIVERSE AVERAGE		0,22%	-0,98%	-0,01%		
FUND QUANTILE IN UNIVERSE		1	1	2		

FUND MANAGEMENT COMPANY

Compagnie Monégasque de
Gestion SAM
13, bd Princesse Charlotte
Principauté de Monaco

FUND MANAGER

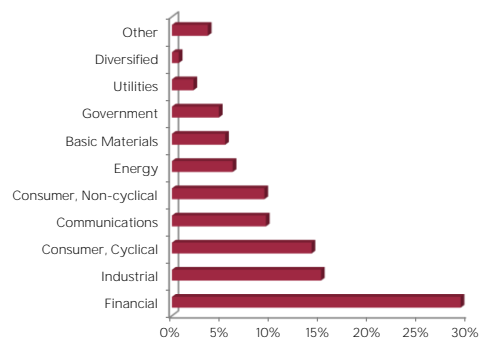


David Lasser
CMG

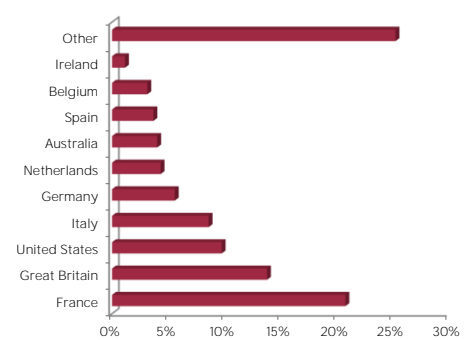
DISCLAIMER

The information contained in this document has as objective to inform the subscriber. This document is not intended as investment advice. No information or statements in this document should be considered as a recommendation. The funds under Monégasque law as well as the SICAV under Luxembourg law are exclusively distributed by CMB Monaco. Copies of this document and the complete prospectus can be obtained for free from CMB Monaco and Compagnie Monégasque de Gestion (CMG) as well as from the website www.cmb.mc.

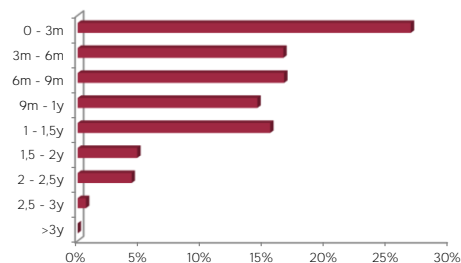
SECTOR ALLOCATION



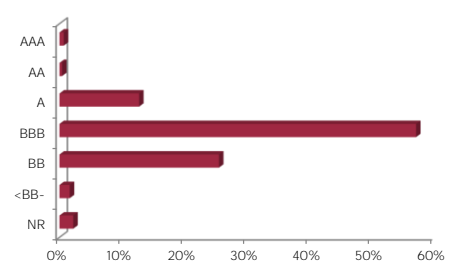
COUNTRY ALLOCATION



MATURITY ALLOCATION



RATING ALLOCATION



RISK INDICATORS

METRICS	INDICATORS
Interest Rate Sensitivity	0,55%
Credit Sensitivity	0,64%
Average Rating	BBB-
Yield	0,68%
Fund Volatility	0,80%
Maturity (except futures)	9 months

TOP 10 POSITIONS OF 141

NAME	WEIGHT
BEKAERT SA	2,2%
COVIVIO	1,9%
AIRBUS GROUP SE	1,8%
TECHNIPFMC	1,8%
UNIBAIL-RODAMCO	1,6%
PETROLEOS MEXICA	1,6%
BARCLAYS BK PLC	1,6%
ORANGE	1,6%
MORGAN STAN FIN	1,5%
ENI SPA	1,5%
<i>Total</i>	<i>17,1%</i>

MANAGEMENT COMMENT

See French version.