

MONACO HORIZON NOVEMBRE 2021



November 2020

Key Data

Net Asset Value as of 30.11.2020
1 009,54 €

Total net assets
8,30 m€

Reference currency
Euro (€)

FUND DATA

Fund under Monegasque Law

Bloomberg Ticker
MONHN21 MN

ISIN code
MC0010000982

Benchmark
4% annualised net of fees

Initial net asset value
1 000 €

Recommended investment horizon
Until 30 november 2021

Date of last distribution
06 April 2020

Amount distributed
37,15 €

Profit allocation
Yearly distribution

NAV Frequency
Daily

Management commission
1,00%

Subscription and redemption conditions
Orders are centralised every working day in Monaco at CMB Monaco at 11.00am, and executed based on the net asset value of that day. Commissions: redemptions 1,0% value date T+2

Inception date
18 January 2016

Depository bank
CMB Monaco
23, avenue de la Costa
Principauté de Monaco

Net Asset Value publication mode
Published in the "Journal de Monaco" and displayed at CMB Monaco headquarters and in CMB Monaco branches. Our funds' net asset values are regularly published and updated on the website www.cmb.mc

INVESTMENT UNIVERSE AND PHILOSOPHY

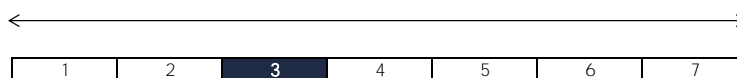
The fund **MONACO HORIZON 2021** invests in European private issuer High Yield bonds and has an objective of obtaining a performance superior to 4% annualised and net of fees over the investment horizon of 6 years, or until 30 November 2021.

The management is discretionary and conviction based and the fund is diversified across sectors, ratings and seniorities.

RISK PROFILE

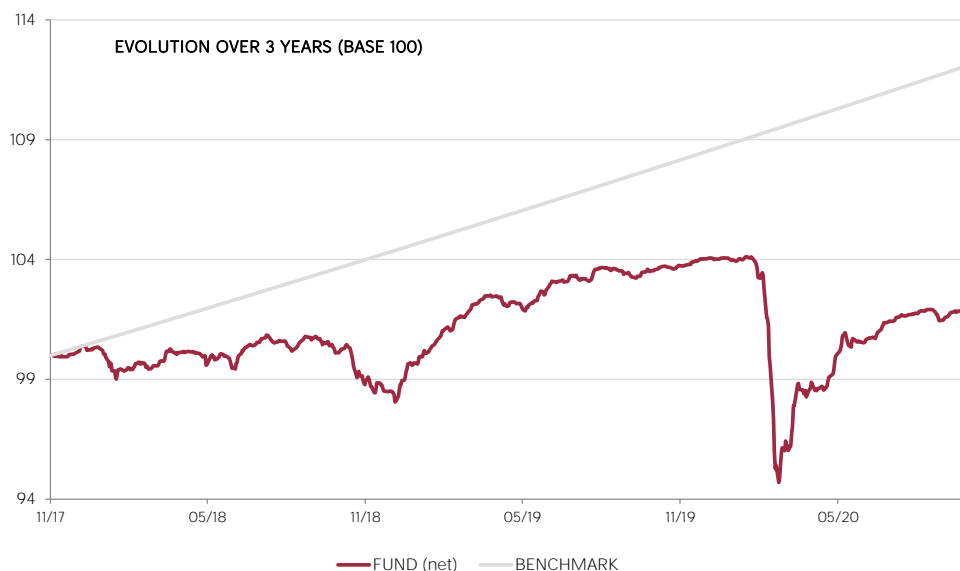
Lower risk/potential reward

Higher risk/potential reward



The risk indicator, based on past volatility, cannot cover all types of risks to which the fund may be exposed. It is possible that the past data used does not constitute a reliable indication of the future risk profile. The category associated with this fund is not a guarantee and can evolve with time. The lowest category is not synonymous with a "riskless" investment.

PERFORMANCE



Past performance is not a guarantee of future performance, nor is it constant with time and does not constitute in any case a guarantee of future performance.

CUMULATIVE PERFORMANCE	1 month	1 year	3 years	3y (ann.)	5 years	5y (ann.)
FUND (net)	0,77%	-1,29%	2,41%	0,80%		
BENCHMARK	0,33%	4,02%	12,49%	4,00%		

YEARLY PERFORMANCE	2020	2019	2018	2017	2016	2015
FUND (net)	-1,57%	5,64%	-1,62%	4,10%	10,22%	
BENCHMARK	3,66%	4,00%	4,02%	3,99%	3,83%	

MONACO HORIZON NOVEMBRE 2021



November 2020

FUND MANAGEMENT COMPANY

Compagnie Monégasque de
Gestion SAM
13, bd Princesse Charlotte
Principauté de Monaco

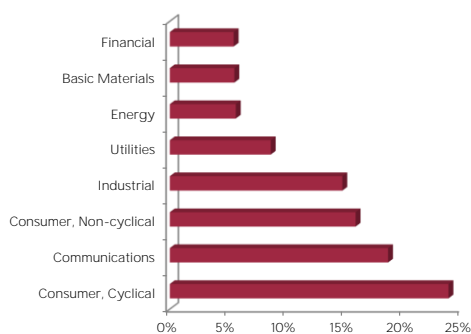
FUND MANAGER

NEUBERGER BERMAN

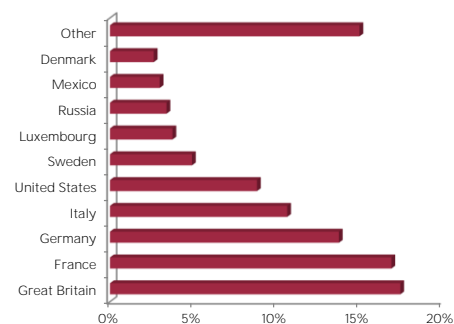
DISCLAIMER

The information contained in this document has as objective to inform the subscriber. This document is not intended as investment advice. No information or statements in this document should be considered as a recommendation. The funds under Monegasque law as well as the SICAV under Luxembourg law are exclusively distributed by CMB Monaco. Copies of this document and the complete prospectus can be obtained for free from CMB Monaco and Compagnie Monégasque de Gestion (CMG) as well as from the website www.cmb.mc.

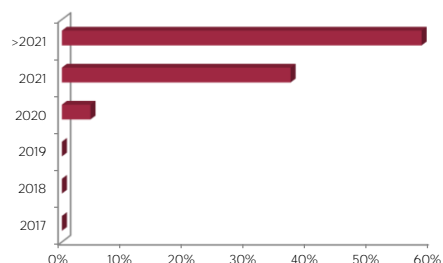
SECTOR ALLOCATION



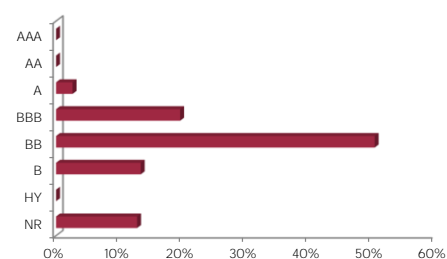
COUNTRY ALLOCATION



MATURITY ALLOCATION



RATING ALLOCATION



RISK INDICATORS

METRICS	INDICATORS
Interest Rate Sensitivity	1,21%
Average Rating	BB
yield	0,54%
Fund Volatility	3,71%
Maturity (except futures)	1,38

TOP 10 POSITIONS OF 43

NAME	WEIGHT
HEIDELBERGCEMENT	3,5%
DEUTSCHE TEL FIN	3,4%
RUSSIAN RAIL	3,4%
RENAULT	3,2%
FCE BANK PLC	3,1%
ORANO SA	3,1%
TEVA PHARM FNC	3,1%
LOXAM SAS	3,1%
THYSSENKRUPP	3,0%
UNICREDIT SPA	3,0%
<i>Total</i>	31,9%

MANAGEMENT COMMENT

See French version.