

Key Data

Net Asset Value as of 30.11.2020

1 099,54 €

Total net assets

23,51 m€

Reference currency

Euro (€)

FUND DATA

Fund under Monegasque Law

Bloomberg Ticker

MONAASI MN

ISIN code

MC0010000313

Benchmark

95% MSCI Pacific Free Local
Currency Total Return
5% Eonia

Recommended investment horizon

Minimum 5 years

Profit allocation

Capitalisation

NAV Frequency

Daily

Management commission

1,50%

Subscription and redemption conditions

Orders are centralised every working day in Monaco at CMB Monaco at 11.00am, and executed based on the net asset value of that day. Commissions: subscriptions 2,5%, value date T+2; redemptions 1,0% value date T+2

Inception date

11 August 2006

Depository Bank

CMB Monaco
23, avenue de la Costa
Principauté de Monaco

Net Asset Value publication mode

Published in the "Journal de Monaco" and displayed at CMB Monaco headquarters and in CMB Monaco branches. Our funds' net asset values are regularly published and updated on the website www.cmb.mc

INVESTMENT UNIVERSE AND PHILOSOPHY

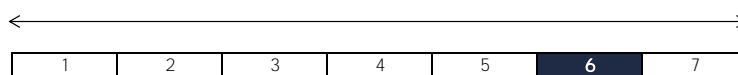
The fund **MONACTION ASIE** invests in Asian equities with an emphasis on Japanese stocks and is hedged against FX risks.

The management is discretionary and conviction based with a GARP selection process, i.e. privileging earnings growth, strength of the balance sheet and long term gain potential.

RISK PROFILE

Lower risk/potential reward

Higher risk/potential reward



The risk indicator, based on past volatility, cannot cover all types of risks to which the fund may be exposed. It is possible that the past data used does not constitute a reliable indication of the future risk profile. The category associated with this fund is not a guarantee and can evolve with time. The lowest category is not synonymous with a "riskless" investment.

PERFORMANCE



Past performance is not a guarantee of future performance, nor is it constant with time and does not constitute in any case a guarantee of future performance.

CUMULATIVE PERFORMANCE	1 month	1 year	3 years	3y (ann.)	5 years	5y (ann.)
FUND (net)	7,68%	10,22%	9,60%	3,10%	22,09%	4,07%
BENCHMARK	11,24%	4,05%	9,21%	2,98%	23,39%	4,29%
YEARLY PERFORMANCE	2020	2019	2018	2017	2016	2015
FUND (net)	9,51%	20,41%	-18,34%	19,40%	-3,92%	4,36%
BENCHMARK	3,25%	17,49%	-11,16%	15,84%	-0,27%	3,25%
COMPARABLE FUNDS - (55)						
AVERAGE UNIVERSE		18,70%	-12,78%	13,58%		
FUND QUARTILE IN UNIVERSE		2	4	1		

FUND MANAGEMENT COMPANY

Compagnie Monégasque de
Gestion SAM
13, bd Princesse Charlotte
Principauté de Monaco

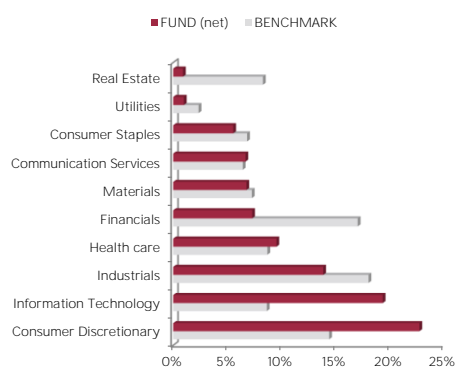
FUND MANAGER



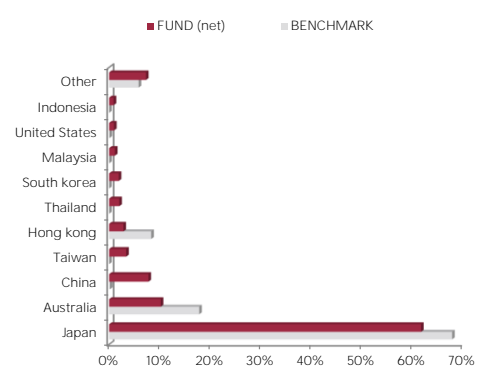
DISCLAIMER

The information contained in this document has as objective to inform the subscriber. This document is not intended as investment advice. No information or statements in this document should be considered as a recommendation. The funds under Monegasque law as well as the SICAV under Luxembourg law are exclusively distributed by CMB Monaco. Copies of this document and the complete prospectus can be obtained for free from CMB Monaco and Compagnie Monégasque de Gestion (CMG) as well as from the website www.cmb.mc.

SECTOR ALLOCATION



COUNTRY ALLOCATION



TOP 10 POSITIONS OF 80

NAME	COUNTRY	SECTOR	WEIGHT
BHP GROUP LTD	Australia	Materials	2,6%
SONY CORP	Japan	Consumer Discretionary	2,5%
TOYOTA MOTOR	Japan	Consumer Discretionary	2,4%
ALIBABA GROUP HO	China	Consumer Discretionary	2,3%
TOKYO ELECTRON	Japan	Information Technology	2,2%
HKEX	Hong kong	Financials	2,1%
MEITUAN-B	China	Consumer Discretionary	2,1%
CSL LTD	Australia	Health care	2,0%
TOYOTA INDUSTRIE	Japan	Consumer Discretionary	2,0%
SAMSUNG ELECTRON	South korea	Information Technology	1,9%
Total			22,1%

MANAGEMENT COMMENT

See French version.