

MONACTION HIGH DIVIDEND YIELD



November 2020

Key Data

Net Asset Value as of 30.11.2020
1 152,96 €

Total net assets
19,56 m€

Reference currency
Euro (€)

FUND DATA

Fund under Monegasque Law

Bloomberg Ticker
MONHDYU.L MN

ISIN code
MC0010000834

Average Dividend
3,5% (Benchmark 4,1%)

Benchmark
95% MSCI World High Dividend Yield Net
Total Return Local Index
5% Eonia

Profit allocation
Yearly distribution

Date of last distribution
06 Apr 2020

Amount distributed
11,51 €

Recommended investment horizon
Minimum 5 years

NAV Frequency
Daily

Management commission
1,50%

Subscription and redemption conditions
Orders are centralised every working day in Monaco at CMB Monaco at 11.00am, and executed based on the net asset value of that day. Commissions: subscriptions 2,5%, value date T+2; redemptions 1,0% value date T+2

Inception date

25 November 2013

Depository Bank

CMB Monaco
23, avenue de la Costa
Principauté de Monaco

NET Asset Value publication mode

Published in the "Journal de Monaco" and displayed at the CMB Monaco headquarters and in CMB Monaco branches. Our funds' net asset values are regularly published and updated on the website www.cmb.mc

INVESTMENT UNIVERSE AND PHILOSOPHY

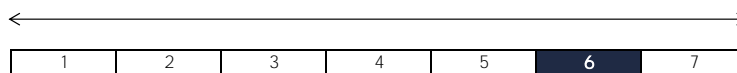
The fund **MONACTION HIGH DIVIDEND YIELD** invests in international equities from developed countries which offer a large dividend.

The fund is hedged against FX risks and the management is discretionary and conviction based with a selection process that starts from a macroeconomic analysis and finishes with the stock choices (Top-Down). The fund is diversified across sectors and geographies.

RISK PROFILE

Lower risk/potential reward

Higher risk/potential reward



The risk indicator went from 5 to 6 in August 2020.

The risk indicator, based on past volatility, cannot cover all types of risks to which the fund may be exposed. It is possible that the past data used does not constitute a reliable indication of the future risk profile. The category associated with this fund is not a guarantee and can evolve with time. The lowest category is not synonymous with a "riskless" investment.

PERFORMANCE



Past performance is not a guarantee of future performance, nor is it constant with time and does not constitute in any case a guarantee of future performance.

CUMULATIVE PERFORMANCE	1 month	1 year	3 years	3y (ann.)	5 years	5y (ann.)
FUND (net)	9,87%	-1,07%	3,31%	1,09%	14,73%	2,79%
BENCHMARK*	10,27%	-2,26%	9,89%	3,19%	30,82%	5,52%

YEARLY PERFORMANCE	2020	2019	2018	2017	2016	2015
FUND (net)	-3,14%	20,07%	-11,68%	8,75%	5,74%	1,43%
BENCHMARK*	-4,17%	21,51%	-6,51%	15,38%	6,45%	0,19%

* Data before 2019 refers to previous benchmark, MSCI World Local Currency

COMPARABLE FUNDS - (54)					
MOYENNE UNIVERS		21,17%	-8,13%	4,51%	
FUND QUARTILE IN UNIVERSE		2	4	1	

MONACTION HIGH DIVIDEND YIELD



November 2020

FUND MANAGEMENT COMPANY

Compagnie Monégasque de
Gestion SAM
13, bd Princesse Charlotte
Principauté de Monaco

FUND MANAGER

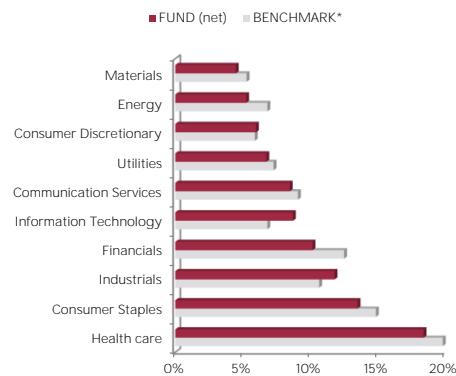


Laura Young
CMG

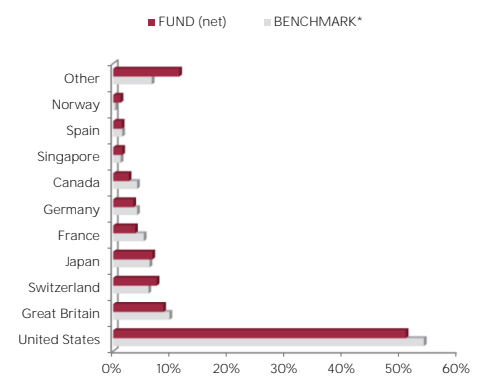
DISCLAIMER

The information contained in this document has as objective to inform the subscriber. This document is not intended as investment advice. No information or statements in this document should be considered as a recommendation. The funds under Monegasque law as well as the SICAV under Luxembourg law are exclusively distributed by CMB Monaco. Copies of this document and the complete prospectus can be obtained for free from CMB Monaco and Compagnie Monégasque de Gestion (CMG) as well as from the website www.cmb.mc.

SECTOR ALLOCATION



COUNTRY ALLOCATION



TOP 10 POSITIONS OF 84

NAME	COUNTRY	SECTOR	WEIGHT
PEPSICO INC	United States	Consumer Staples	4,2%
VERIZON COMMUNIC	United States	Communication Services	3,7%
PROCTER & GAMBLE	United States	Consumer Staples	3,4%
NEXTERA ENERGY	United States	Utilities	2,6%
ROCHE HLDG-GENUS	Switzerland	Health care	2,4%
NOVARTIS AG-REG	Switzerland	Health care	2,3%
PFIZER INC	United States	Health care	2,2%
MERCK & CO	United States	Health care	2,0%
AT&T INC	United States	Communication Services	1,9%
OMRON CORP	Japan	Information Technology	1,7%
Total			26,6%

MANAGEMENT COMMENT

See French version.