

## Key Data

### Net Asset Value as of 30.11.2020

2 774,97 €

### Total net assets

11,49 m€

### Reference currency

Euro (€)

## FUND DATA

### Fund under Monegasque Law

### Bloomberg Ticker

MONPVEU MN

### ISIN code

MC0009778903, MC0010001147 (Inst. Min. 1M)

### Benchmark

95% MSCI World Gross Total Return

Local Currency

5% Eonia

### Recommended investment horizon

Minimum 5 years

### Profit allocation

Capitalisation

### NAV Frequency

Daily

### Management commission

1% / 0,75% (Inst.)

### Subscription and redemption conditions

Orders are centralised every working day in Monaco at CMB Monaco at 11.00am, and executed based on the net asset value of that day. Commissions: subscriptions 2,5%, value date T+2; redemptions 1,0% value date T+2

### Inception date

11 March 1994

### Depositary Bank

CMB Monaco  
23, avenue de la Costa  
Principauté de Monaco

### Net Asset Value publication mode

Published in the "Journal de Monaco" and displayed at the CMB Monaco headquarters and in CMB Monaco branches. Our funds' net asset values are regularly published and updated on the website [www.cmb.mc](http://www.cmb.mc)

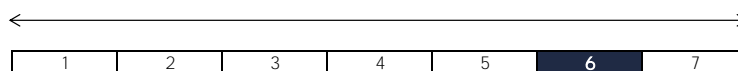
## INVESTMENT UNIVERSE AND PHILOSOPHY

The fund **MONACTION INTERNATIONAL ESG EURO** invests in international listed equities with robust environmental, social and governance (ESG) criteria relative to their sector through capital appreciation and diversification.

## RISK PROFILE

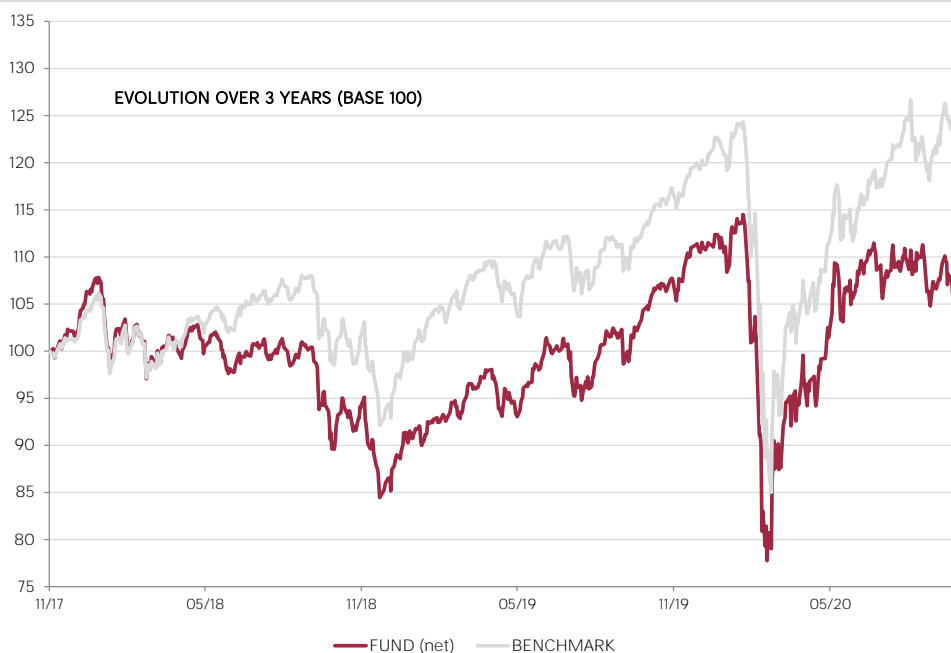
Lower risk/potential reward

Higher risk/potential reward



The risk indicator, based on past volatility, cannot cover all types of risks to which the fund may be exposed. It is possible that the past data used does not constitute a reliable indication of the future risk profile. The category associated with this fund is not a guarantee and can evolve with time. The lowest category is not synonymous with a "riskless" investment.

## PERFORMANCE



Past performance is not a guarantee of future performance, nor is it constant with time and does not constitute in any case a guarantee of future performance.

CUMULATIVE PERFORMANCE	1 month	1 year	3 years	3y (ann.)	5 years	5y (ann.)
FUND (net)	15,50%	6,34%	14,31%	4,56%	27,92%	5,05%
BENCHMARK	11,38%	12,24%	31,12%	9,45%	56,09%	9,31%

YEARLY PERFORMANCE	2020	2019	2018	2017	2016	2015
FUND (net)	3,45%	27,68%	-14,80%	10,11%	5,69%	0,23%
BENCHMARK	9,82%	26,50%	-6,51%	15,38%	6,45%	0,19%

COMPARABLE FUNDS - (544)						
UNIVERSE AVERAGE		27,89%	-7,95%	8,46%		
FUND QUARTILE IN UNIVERSE		3	4	2		

## FUND MANAGEMENT COMPANY

Compagnie Monégasque de  
Gestion SAM  
13, bd Princesse Charlotte  
Principauté de Monaco

## FUND MANAGER

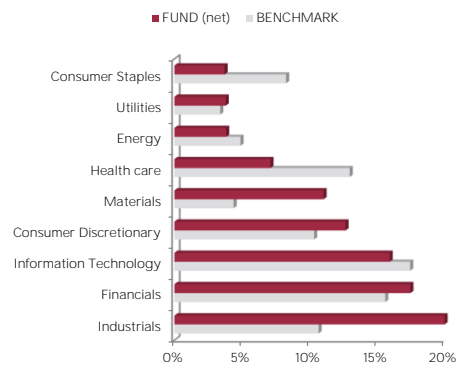


Eric Tournier  
CMG

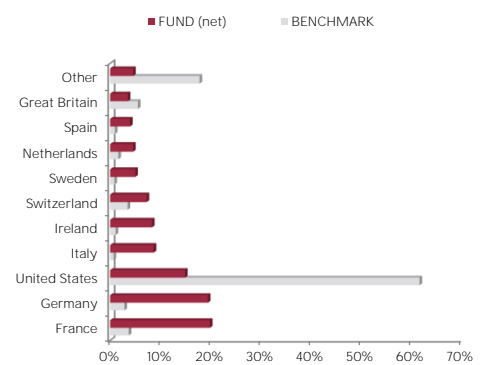
## DISCLAIMER

Les informations qui sont contenues dans ce document ont pour objectif d'informer le souscripteur. Ce document ne constitue pas un conseil en investissement. Aucune information ni affirmation contenue dans ce document ne doit être considérée comme une recommandation. Les fonds de droit monégasque ainsi que la SICAV de droit luxembourgeois sont exclusivement distribués par CMB Monaco. Des exemplaires de ces documents et le prospectus complet peuvent être obtenus gratuitement auprès de CMB Monaco et de la Compagnie Monégasque de Gestion (CMG) ainsi que sur le site [www.cmb.mc](http://www.cmb.mc)

## SECTOR ALLOCATION



## COUNTRY ALLOCATION



## TOP 10 POSITIONS OF 25

NAME	COUNTRY	SECTOR	WEIGHT
SANDVIK AB	Sweden	Industrials	5,0%
INTESA SANPAOLO	Italy	Financials	4,9%
ASML HOLDING NV	Netherlands	Information Technology	4,6%
BMW AG	Germany	Consumer Discretionary	4,4%
CRH PLC	Ireland	Materials	4,3%
KERING	France	Consumer Discretionary	4,3%
AXA	France	Financials	4,3%
SIEMENS AG-REG	Germany	Industrials	4,1%
ACCENTURE PLC-A	Ireland	Information Technology	4,0%
ALLIANZ SE-VINK	Germany	Financials	4,0%
Total			43,8%

## COMMENTAIRE DE GESTION

See French version.