

MONACTION INTERNATIONAL ESG USD



November 2020

Key Data

Net Asset Value as of 30.11.2020

\$ 1,526.58

Total net assets

\$ 13.71m

Reference currency

US Dollar (\$)

FUND DATA

Fund under Monegasque Law

Bloomberg Ticker

MONPVUS MN

ISIN code

MC001000990, MC0010001154 (Inst. Min. 1M)

Benchmark

95% MSCI World Gross Total Return Local Currency
5% Eonia

Recommended investment horizon

Minimum 5 years

Profit allocation

Capitalisation

NAV Frequency

Daily

Management commission

1% / 0,75% (Inst.)

Subscription and redemption conditions

Orders are centralised every working day in Monaco at CMB Monaco at 11.00am, and executed based on the net asset value of that day. Commissions: subscriptions 2,5%, value date T+2; redemptions 1% / 0,75% (Inst.) value date T+2

Inception date

05 July 2016

Depository Bank

CMB Monaco
23, avenue de la Costa
Principauté de Monaco

Net Asset Value publication mode

Published in the "Journal de Monaco" and displayed at the CMB Monaco headquarters and in CMB Monaco branches. Our funds' net asset values are regularly published and updated on the website www.cmb.mc

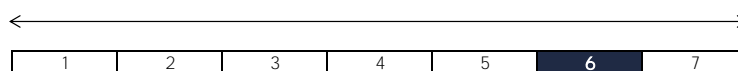
INVESTMENT UNIVERSE AND PHILOSOPHY

The fund **MONACTION INTERNATIONAL ESG USD** invests in international listed equities with robust environmental, social and governance (ESG) criteria relative to their sector through capital appreciation and diversification.

RISK PROFILE

Lower risk/potential reward

Higher risk/potential reward



The risk indicator, based on past volatility, cannot cover all types of risks to which the fund may be exposed. It is possible that the past data used does not constitute a reliable indication of the future risk profile. The category associated with this fund is not a guarantee and can evolve with time. The lowest category is not synonymous with a "riskless" investment.

PERFORMANCE



Past performance is not a guarantee of future performance, nor is it constant with time and does not constitute in any case a guarantee of future performance.

CUMULATIVE PERFORMANCE	1 month	1 year	3 years	3y (ann.)	5 years	5y (ann.)
FUND (net)	15,52%	7,64%	20,94%	6,54%	37,24%	6,54%
BENCHMARK	11,39%	12,30%	31,52%	9,56%	56,74%	9,41%

YEARLY PERFORMANCE	2020	2019	2018	2017	2016	2015
FUND (net)	4,57%	30,24%	-12,73%	11,50%	6,08%	-1,00%
BENCHMARK	9,88%	26,67%	-6,40%	15,47%	6,49%	0,20%

COMPARABLE FUNDS - (280)						
UNIVERSE AVERAGE		24,64%	-11,07%	22,71%		
FUND QUARTILE IN UNIVERSE		1	3	4		

FUND MANAGEMENT COMPANY

Compagnie Monégasque de
Gestion SAM
13, bd Princesse Charlotte
Principauté de Monaco

FUND MANAGER

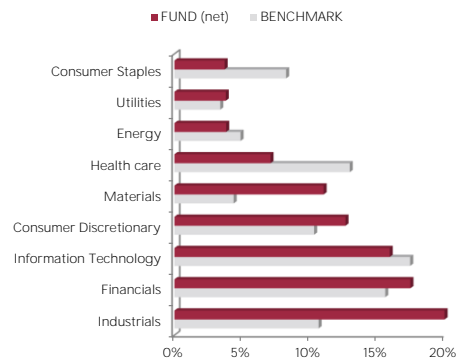


Eric Tournier
CMG

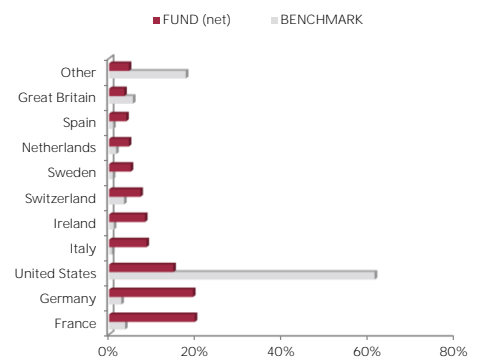
DISCLAIMER

The information contained in this document has as objective to inform the subscriber. This document is not intended as investment advice. No information or statements in this document should be considered as a recommendation. The funds under Monegasque law as well as the SICAV under Luxembourg law are exclusively distributed by CMB Monaco. Copies of this document and the complete prospectus can be obtained for free from CMB Monaco and Compagnie Monégasque de Gestion (CMG) as well as from the website www.cmb.mc.

SECTOR ALLOCATION



COUNTRY ALLOCATION



TOP 10 POSITIONS OF 25

NAME	COUNTRY	SECTOR	WEIGHT
SANDVIK AB	Sweden	Industrials	5,0%
INTESA SANPAOLO	Italy	Financials	4,9%
ASML HOLDING NV	Netherlands	Information Technology	4,6%
BMW AG	Germany	Consumer Discretionary	4,4%
CRH PLC	Ireland	Materials	4,3%
KERING	France	Consumer Discretionary	4,3%
AXA	France	Financials	4,3%
SIEMENS AG-REG	Germany	Industrials	4,1%
ACCENTURE PLC-A	Ireland	Information Technology	4,0%
ALLIANZ SE-VINK	Germany	Financials	4,0%
Total			43,8%

MANAGEMENT COMMENT

See French version.