

Key Data

Net Asset Value as of 26.02.2021

2 835,81 €

Total net assets

11,75 m€

Reference currency

Euro (€)

FUND DATA

Fund under Monegasque Law

Bloomberg Ticker

MONPVEU MN

ISIN code

MC0009778903, MC0010001147 (Inst. Min. 1M)

Benchmark

95% MSCI World Gross Total Return

Local Currency

5% Eonia

Recommended investment horizon

Minimum 5 years

Profit allocation

Capitalisation

NAV Frequency

Daily

Management commission

1% / 0,75% (Inst.)

Subscription and redemption conditions

Orders are centralised every working day in Monaco at CMB Monaco at 11.00am, and executed based on the net asset value of that day. Commissions: subscriptions 2,5%, value date T+2; redemptions 1,3% value date T+2

Inception date

11 March 1994

Depository Bank

CMB Monaco
23, avenue de la Costa
Principauté de Monaco

Net Asset Value publication mode

Published in the "Journal de Monaco" and displayed at the CMB Monaco headquarters and in CMB Monaco branches. Our funds' net asset values are regularly published and updated on the website www.cmb.mc

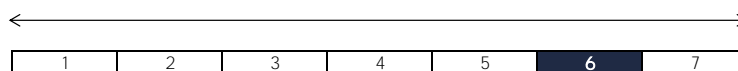
INVESTMENT UNIVERSE AND PHILOSOPHY

The fund **MONACTION INTERNATIONAL ESG EURO** invests in international listed equities with robust environmental, social and governance (ESG) criteria relative to their sector through capital appreciation and diversification.

RISK PROFILE

Lower risk/potential reward

Higher risk/potential reward



The risk indicator, based on past volatility, cannot cover all types of risks to which the fund may be exposed. It is possible that the past data used does not constitute a reliable indication of the future risk profile. The category associated with this fund is not a guarantee and can evolve with time. The lowest category is not synonymous with a "riskless" investment.

PERFORMANCE



Past performance is not a guarantee of future performance, nor is it constant with time and does not constitute in any case a guarantee of future performance.

CUMULATIVE PERFORMANCE	1 month	1 year	3 years	3y (ann.)	5 years	5y (ann.)
FUND (net)	2,36%	15,78%	14,92%	4,74%	46,48%	7,93%
BENCHMARK	2,55%	25,43%	36,46%	10,92%	80,09%	12,49%

YEARLY PERFORMANCE	2021	2020	2019	2018	2017	2016
FUND (net)	1,31%	4,36%	27,68%	-14,80%	10,11%	5,69%
BENCHMARK	1,82%	13,52%	26,50%	-6,51%	15,38%	6,45%

COMPARABLE FUNDS - (544)						
UNIVERSE AVERAGE		7,53%	27,89%	-7,95%	8,46%	
FUND QUARTILE IN UNIVERSE		3	3	4	2	

MONACTION INTERNATIONAL ESG EURO




February 2021

FUND MANAGEMENT COMPANY

Compagnie Monégasque de
Gestion SAM
13, bd Princesse Charlotte
Principauté de Monaco

FUND MANAGER

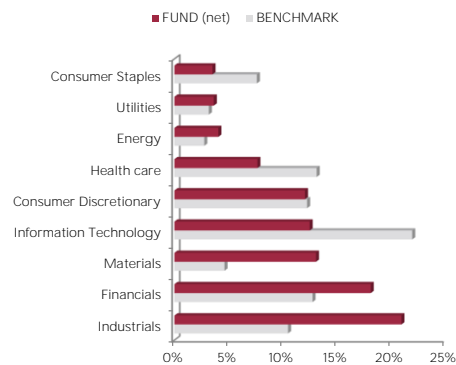


Eric Tournier
CMG

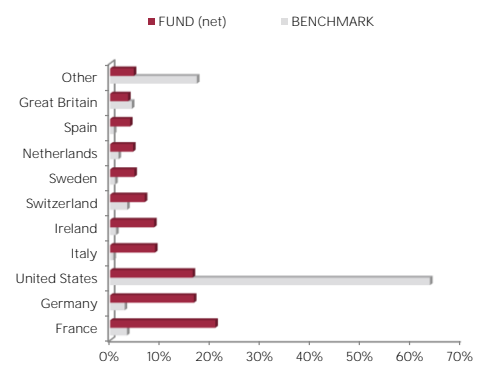
DISCLAIMER

Les informations qui sont contenues dans ce document ont pour objectif d'informer le souscripteur. Ce document ne constitue pas un conseil en investissement. Aucune information ni affirmation contenue dans ce document ne doit être considérée comme une recommandation. Les fonds de droit monégasque ainsi que la SICAV de droit luxembourgeois sont exclusivement distribués par CMB Monaco. Des exemplaires de ces documents et le prospectus complet peuvent être obtenus gratuitement auprès de CMB Monaco et de la Compagnie Monégasque de Gestion (CMG) ainsi que sur le site www.cmb.mc

SECTOR ALLOCATION



COUNTRY ALLOCATION



TOP 10 POSITIONS OF 24

NAME	COUNTRY	SECTOR	WEIGHT
INTESA SANPAOLO	Italy	Financials	5,3%
SANDVIK AB	Sweden	Industrials	4,8%
CRH PLC	Ireland	Materials	4,7%
SIEMENS AG	Germany	Industrials	4,7%
ASML HOLDING NV	Netherlands	Information Technology	4,5%
AXA	France	Financials	4,5%
AIR PRODS & CHEM	United States	Materials	4,3%
SANOFI	France	Health care	4,3%
BMW AG	Germany	Consumer Discretionary	4,2%
SCHNEIDER ELECTR	France	Industrials	4,2%
Total			45,6%

COMMENTAIRE DE GESTION

See French version.