

MONACO EXPANSION EURO



March 2021

Key Data

Net Asset Value as of 31.03.2021
5 875,66 €

Actif Net
17,57 m€

Reference Currency
Euro (€)

FUND DATA

Fund under Monegasque Law

Bloomberg Ticker
MONEXEU MN

ISIN code
MC0009778911

Benchmark
100% ICE BofAML 1-10 years Euro Govt

Recommended investment horizon
Minimum 3 years

Profit allocation
Capitalisation

NAV Frequency
Daily

Management commission
1,00%

Subscription and redemption conditions
Orders are centralised every working day in Monaco at CMB Monaco at 11.00am, and executed based on the net asset value of that day. Commissions: subscriptions 0,7%, value date T+2; redemptions 0,7% value date T+2

Inception date
11 March 1994

Depository Bank
CMB Monaco
23, avenue de la Costa
Principauté de Monaco

Net Asset Value publication mode
Published in the "Journal de Monaco" and displayed at CMB Monaco headquarters and in CMB Monaco branches. Our funds' net asset values are regularly published and updated on the website www.cmb.mc

INVESTMENT UNIVERSE AND PHILOSOPHY

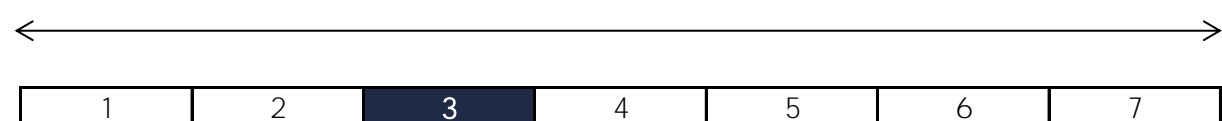
The fund MONACO EXPANSION EURO invests in both private issuer and sovereign bonds which are mainly in the "Investment Grade" category. Investments are denominated in euros.

The management is discretionary and conviction based and the fund is diversified across sectors, ratings, interest rate sensitivities and seniorities.

RISK PROFILE

Risk/lower potential reward

Risk/higher potential reward



The risk indicator, based on past volatility, cannot cover all types of risks to which the fund may be exposed. It is possible that the past data used does not constitute a reliable indication of the future risk profile. The category associated with this fund is not a guarantee and can evolve with time. The lowest category is not synonymous with a "riskless" investment.

PERFORMANCE



Past performance is not a guarantee of future performance, nor is it constant with time and does not constitute in any case a guarantee of future performance.

CUMULATIVE PERFORMANCE	1 month	1 year	3 years	3y (ann.)	5 years	5y (ann.)
FUND (net)	0,15%	4,10%	-1,50%	-0,50%	0,01%	0,00%
BENCHMARK	0,34%	1,56%	4,40%	1,45%	5,58%	1,09%

YEARLY PERFORMANCE	2021	2020	2019	2018	2017	2016
FUND (net)	-0,79%	-0,82%	2,63%	-2,83%	1,19%	0,76%
BENCHMARK	-0,77%	2,10%	3,19%	0,42%	0,28%	1,94%

COMPARABLE FUNDS - (52)						
UNIVERSE AVERAGE		3,05%	4,69%	-1,64%	0,50%	
FUND QUARTILE IN UNIVERSE		4	3	4	1	

MONACO EXPANSION EURO



March 2021

FUND MANAGEMENT COMPANY

Compagnie Monégasque de
Gestion SAM
13, bd Princesse Charlotte
Principauté de Monaco

FUND MANAGER



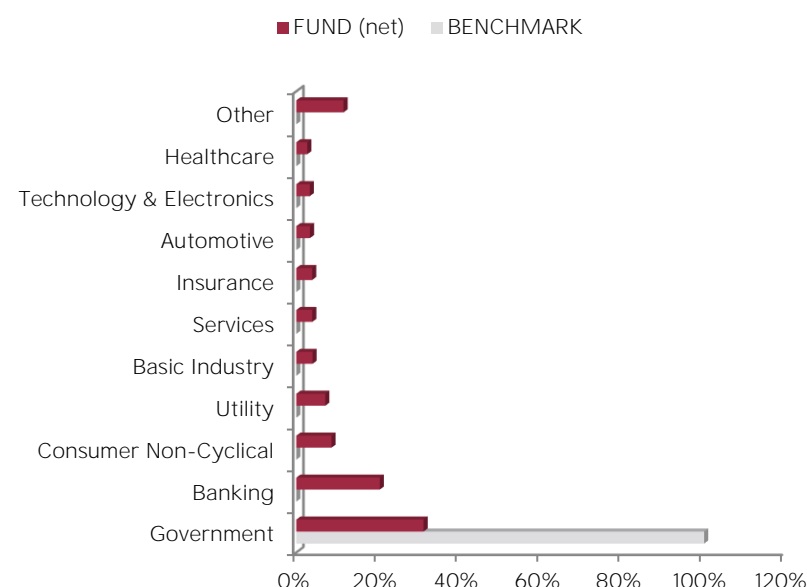
Philippe Wenden
CMG

DISCLAIMER

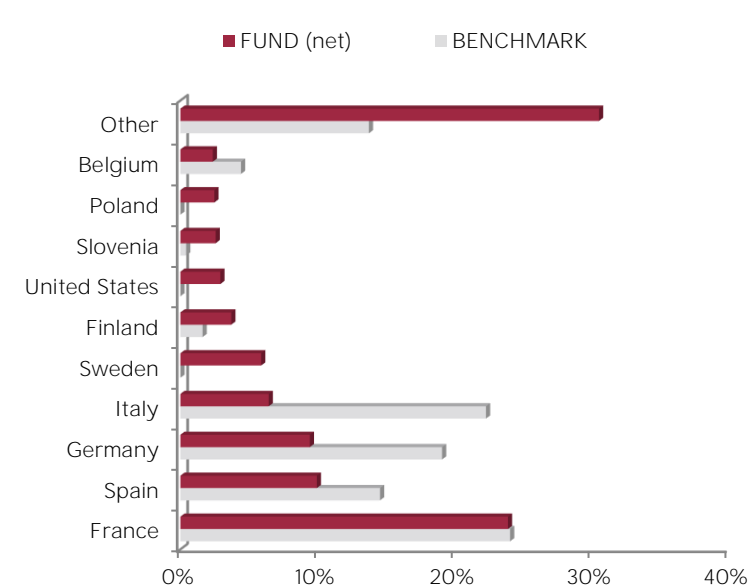
The information contained in this document has as objective to inform the subscriber. This document is not intended as investment advice. No information or statements in this document should be considered as a recommendation. The funds under Monegasque law as well as the SICAV under Luxembourg law are exclusively distributed by CMB Monaco. Copies of this document and the complete prospectus can be obtained for free from CMB Monaco and Compagnie Monégasque de Gestion (CMG) as well as from the website www.cmb.mc.

The benchmark data referenced herein is the property of ICE Data Indices, LLC, its affiliates ("ICE Data") and/or its Third Party Suppliers and has been licensed for use by CMB Monaco. ICE Data and its Third Party Suppliers accept no liability in connection with its use. See prospectus for a full copy of the Disclaimer.

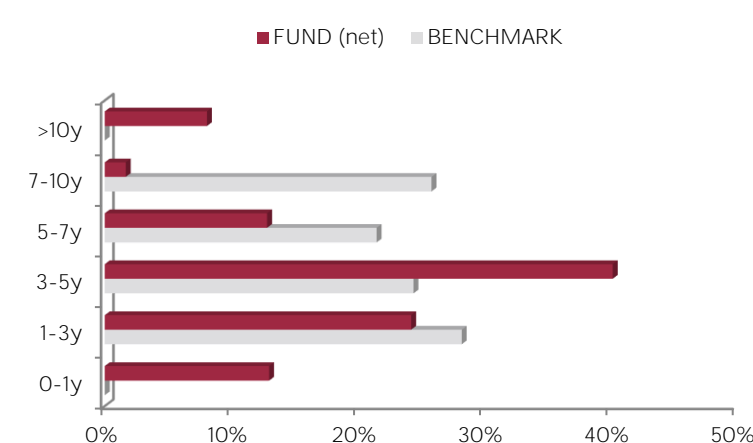
SECTOR ALLOCATION



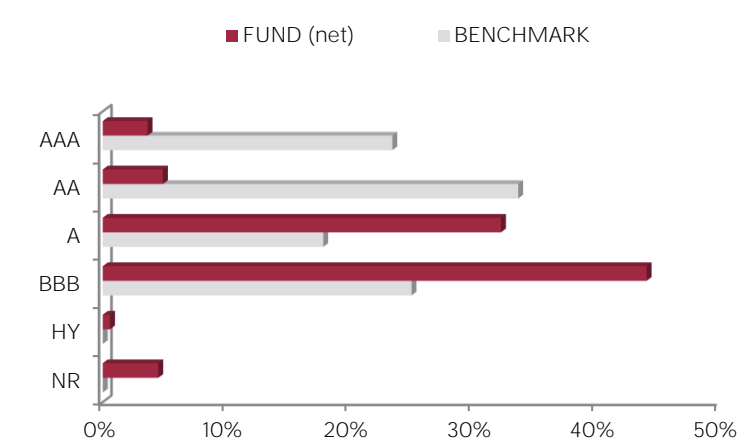
COUNTRY ALLOCATION



MATURITY ALLOCATION



RATING ALLOCATION



RISK INDICATORS

METRICS	INDICATORS
Interest Rate Sensitivity	4,10%
Average Rating	A-
Yield	0,16%
Fund Volatility	2,98%
Maturity	4,53

TOP 10 POSITIONS OF 74

NAME	WEIGHT
MON-CORP BD EUR	8,5%
FINNISH GOV'T	3,7%
DEUTSCHLAND REP	3,6%
REP OF SLOVENIA	2,6%
REP OF POLAND	2,5%
COMUNIDAD MADRID	2,0%
CREDIT AGRICOLE	1,9%
BNP PARIBAS	1,8%
EUROFINS SCIEN	1,8%
BTPS	1,8%
<i>Total</i>	<i>30,2%</i>

MANAGEMENT COMMENT

See French version.