

MONACO PATRIMOINE SÉCURITÉ EURO



March 2021

Key Data

Net Asset Value as of 31.03.2021
1 525,12 €

Total net assets
13,87 m€

Reference currency
Euro (€)

FUND DATA

Fund under Monegasque Law

Bloomberg Ticker
MONPSEU MN

ISIN code
MC0009780859

Benchmark
15% MSCI Europe Total Return
65% ICE BofA Merrill Lynch 1-10 years
Euro Govt

10% MSCI World ex Europe Hedged
Total Return
10% HFRX Global Hedge Fund hedge

Recommended investment horizon
Minimum 3 years

Profit allocation
Capitalisation

NAV Frequency
Daily

Management commission
1,00%

Subscription and redemption conditions
Orders are centralised every working
day in Monaco at CMB Monaco at
11.00am, and executed based on the net
asset value of that day. Commissions:
subscriptions 2,0%, value date T+2;
redemptions 1,25% value date T+2

Inception date
19 June 1998

Depository Bank
CMB Monaco
23, avenue de la Costa
Principauté de Monaco

**Net Asset Value
publication mode**
Published in the "Journal de Monaco"
and displayed at CMB Monaco
headquarters and in CMB Monaco
branches. Our funds' net asset values are
regularly published and updated on the
website www.cmb.mc

INVESTMENT UNIVERSE AND PHILOSOPHY

The fund MONACO PATRIMOINE SECURITE EURO invests mainly in equity, bond and alternative funds with an equity exposition between 15% and 35% of the total fund.

The management is discretionary and prioritises asset class allocation with a strong diversification across sectors and geographies as well as in terms of the number of positions.

RISK PROFILE

Lower risk/potential reward

Higher risk/potential reward



The risk indicator, based on past volatility, cannot cover all types of risks to which the fund may be exposed. It is possible that the past data used does not constitute a reliable indication of the future risk profile. The category associated with this fund is not a guarantee and can evolve with time. The lowest category is not synonymous with a "riskless" investment.

PERFORMANCE



Past performance is not a guarantee of future performance, nor is it constant with time and does not constitute in any case a guarantee of future performance.

CUMULATIVE PERFORMANCE	1 month	1 year	3 years	3y (ann.)	5 years	5y (ann.)
FUND (net)	1,39%	11,06%	3,17%	1,05%	6,01%	1,17%
BENCHMARK	1,55%	11,48%	14,28%	4,55%	18,27%	3,41%

YEARLY PERFORMANCE	2021	2020	2019	2018	2017	2016
FUND (net)	1,80%	-1,72%	6,86%	-5,70%	1,68%	1,04%
BENCHMARK	1,82%	2,76%	9,41%	-1,56%	0,95%	3,00%

COMPARABLE FUNDS - (364)						
UNIVERSE AVERAGE		0,68%	7,08%	-5,19%	2,56%	
FUND QUARTILE IN UNIVERSE		4	3	3	3	

MONACO PATRIMOINE SÉCURITÉ EURO

March 2021

FUND MANAGEMENT COMPANY

Compagnie Monégasque de
Gestion SAM
13, bd Princesse Charlotte
Principauté de Monaco

FUND MANAGER



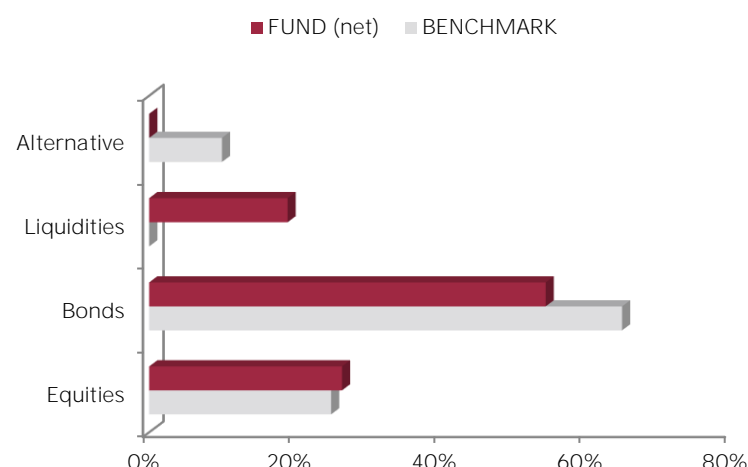
Lionel Chareyre
CMG

DISCLAIMER

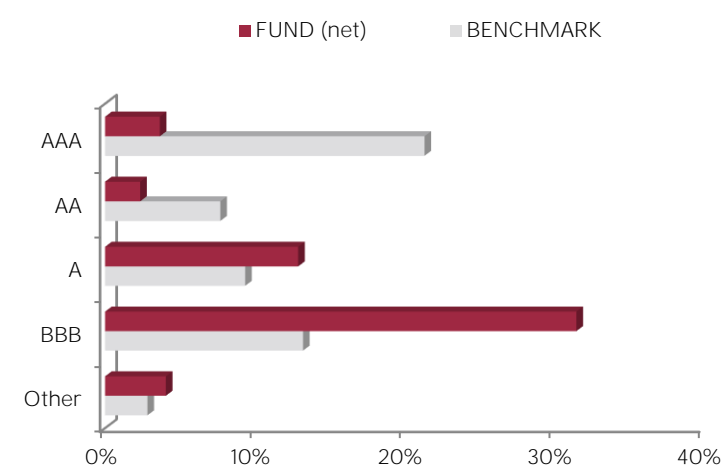
The information contained in this document has as objective to inform the subscriber. This document is not intended as investment advice. No information or statements in this document should be considered as a recommendation. The funds under Monegasque law as well as the SICAV under Luxembourg law are exclusively distributed by CMB Monaco. Copies of this document and the complete prospectus can be obtained for free from CMB Monaco and Compagnie Monégasque de Gestion (CMG) as well as from the website www.cmb.mc.

The index data BofA Merrill Lynch 1-10 years Euro Govt is the property of ICE Data Indices, LLC, its affiliates ("ICE Data") and/or its Third Party Suppliers and has been licensed for use by CMB Monaco. ICE Data and its Third Party Suppliers accept no liability in connection with its use. See prospectus for a full copy of the Disclaimer.

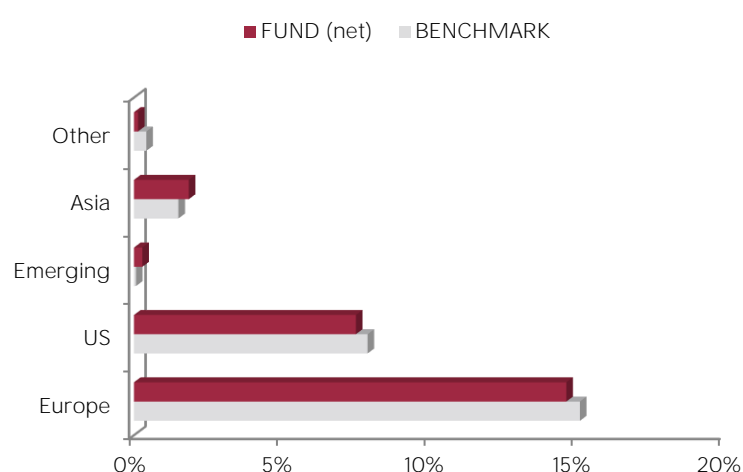
ASSET ALLOCATION



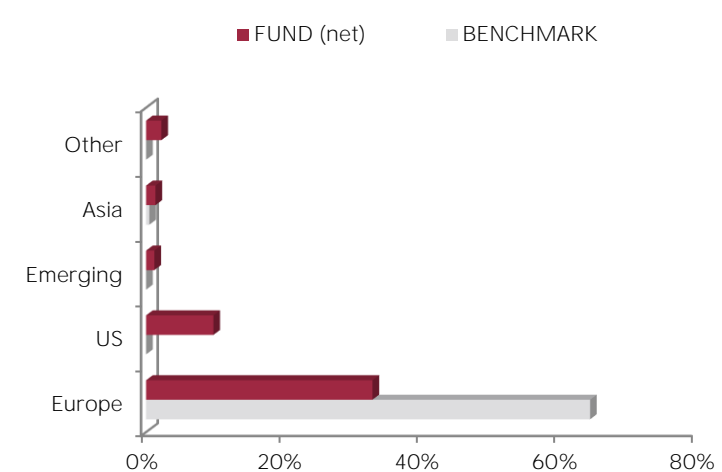
RATING ALLOCATION BONDS



COUNTRY ALLOCATION EQUITIES



COUNTRY ALLOCATION BONDS



LIMITS

TYPE	LIMIT	MIN/MAX
EQUITIES	15%	Minimum
EQUITIES	35%	Maximum
BONDS	55%	Minimum
ALTERNATIVE	10%	Maximum

TOP 10 POSITIONS OF 620

NAME	WEIGHT
FINNISH GOV'T	0,7%
DEUTSCHLAND REP	0,7%
US TREASURY N/B	0,6%
US TREASURY N/B	0,5%
TSY INFL IX N/B	0,5%
REP OF SLOVENIA	0,5%
US TREASURY N/B	0,5%
REP OF POLAND	0,5%
COMUNIDAD MADRID	0,4%
CREDIT AGRICOLE	0,3%
<i>Total</i>	5,1%

MANAGEMENT COMMENT

See French version.