

MONACTION EMERGING MARKET



May 2021

Key Data

Net Asset Value as of 31.05.2021

\$ 2 009,73

Total net assets

\$ 23,16m

Reference currency

US Dollar (\$)

FUND DATA

Fund under Monegasque Law

Bloomberg Ticker

MONEMMK MN

ISIN code

MC0010000321

Benchmark

95% MSCI Daily TR Net EM USD

5% USD-Libor 1 month

Recommended investment horizon

Minimum 5 years

Profit allocation

Capitalisation

NAV Frequency

Daily

Management commission

1,50%

Subscription and redemption conditions

Orders are centralised every working day in Monaco at CMB Monaco at 11.00am, and executed based on the net asset value of that day. Commissions: subscriptions 2,5%, value date T+3; redemptions 1,25% value date T+3

Inception date

11 August 2006

Depository Bank

CMB Monaco

23, avenue de la Costa

Principauté de Monaco

Net Asset Value

publication mode

Published in the "Journal de Monaco" and displayed at CMB Monaco headquarters and in CMB Monaco branches. Our funds' net asset values are regularly published and updated on the website www.cmb.mc

INVESTMENT UNIVERSE AND PHILOSOPHY

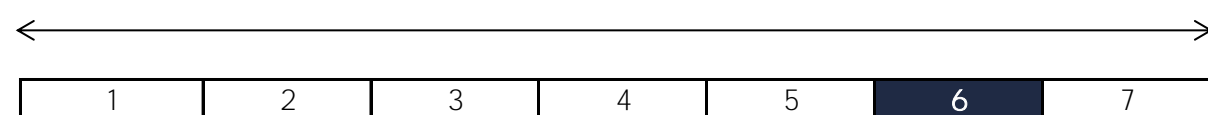
The fund **MONACTION EMERGING MARKETS** invests up to 100% of its assets in a Master Fund, Emerging Markets Equities (Class R), managed by RAM Active Investment, whose management objective is to select primarily Emerging or Developing market equities.

The management style follows a systematic and disciplined investment and selection process.

RISK PROFILE

Lower risk/potential reward

Higher risk/potential reward



The risk indicator, based on past volatility, cannot cover all types of risks to which the fund may be exposed. It is possible that the past data used does not constitute a reliable indication of the future risk profile. The category associated with this fund is not a guarantee and can evolve with time. The lowest category is not synonymous with a "riskless" investment.

PERFORMANCE



Past performance is not a guarantee of future performance, nor is it constant with time and does not constitute in any case a guarantee of future performance.

CUMULATIVE PERFORMANCE	1 month	1 year	3 years	3y (ann.)	5 years	5y (ann.)
FUND (net)	0,37%	53,50%	31,92%	9,67%	98,07%	14,65%
BENCHMARK	-0,09%	47,19%	30,46%	9,27%	86,36%	13,26%

YEARLY PERFORMANCE	2021	2020	2019	2018	2017	2016
FUND (net)	13,86%	12,91%	15,51%	-14,49%	43,42%	7,82%
BENCHMARK	5,75%	17,14%	17,98%	-13,43%	35,67%	11,10%

COMPARABLE FUNDS - (194)						
UNIVERSE AVERAGE		19,47%	20,03%	-16,66%	36,05%	
FUND QUARTILE IN UNIVERSE		3	4	1	1	

MONACTION EMERGING MARKET



May 2021

FUND MANAGEMENT COMPANY

Compagnie Monégasque de
Gestion SAM
13, bd Princesse Charlotte
Principauté de Monaco

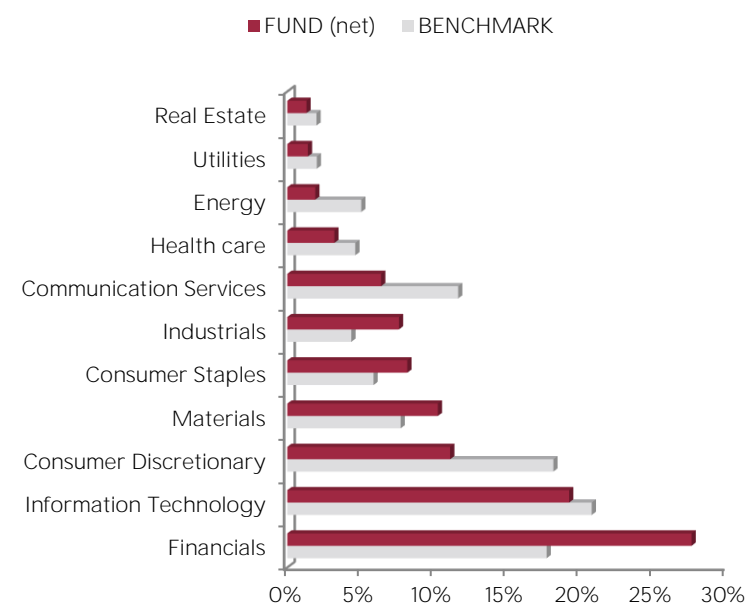
FUND MANAGER



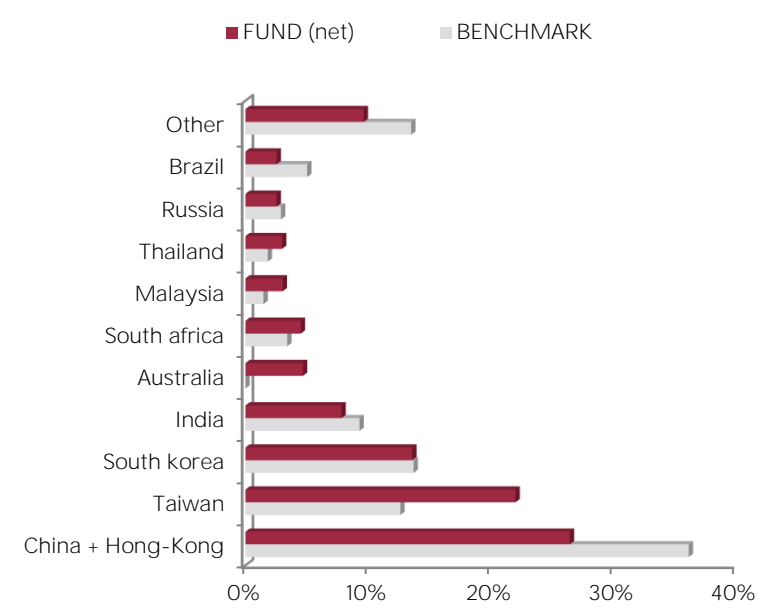
DISCLAIMER

The information contained in this document has as objective to inform the subscriber. This document is not intended as investment advice. No information or statements in this document should be considered as a recommendation. The funds under Monegasque law as well as the SICAV under Luxembourg law are exclusively distributed by CMB Monaco. Copies of this document and the complete prospectus can be obtained for free from CMB Monaco and Compagnie Monégasque de Gestion (CMG) as well as from the website www.cmb.mc.

SECTOR ALLOCATION



COUNTRY ALLOCATION



TOP 10 POSITIONS OF 0

NAME	COUNTRY	SECTOR	WEIGHT
Samsung Electronics Co. Ltd.	South Korea	Information Technology	2,1%
Tencent Holdings Ltd.	China	Communication Services	1,9%
China Construction Bank Co.	China	Financials	1,7%
Harvey Norman Holdings Ltd	Australia	Consumer Discretionary	1,3%
Taiwan Semiconduct. Manufact. Co. Ltd.	Taiwan	Information Technology	1,2%
Kingboard Chemical Holdings Ltd.	Hong Kong	Information Technology	1,2%
Lite-On Technology Corp.	Taiwan	Information Technology	1,2%
China Citic Bank Co. Ltd.	China	Financials	1,1%
Pacific Basin Shipping Ltd.	Hong Kong	Industrials	0,9%
Samsung Securities Co. Ltd.	South Korea	Finance	0,9%
Total			13,6%

MANAGEMENT COMMENT

See French version.