

MONACTION INTERNATIONAL ESG EURO



August 2021

Key Data

Net Asset Value as of 31.08.2021

3 355,98 €

Total net assets

13,98 m€

Reference currency

Euro (€)

FUND DATA

Fund under Monegasque Law

Bloomberg Ticker

MONPVEU MN

ISIN code

MC0009778903, MC0010001147 (Inst. Min. 1M)

Benchmark

95% MSCI World Gross Total Return

Local Currency

5% Eonia

Recommended investment horizon

Minimum 5 years

Profit allocation

Capitalisation

NAV Frequency

Daily

Management commission

1% / 0,75% (Inst.)

Subscription and redemption conditions

Orders are centralised every working day in Monaco at CMB Monaco at 11.00am, and executed based on the net asset value of that day. Commissions: subscriptions 2,5%, value date T+2; redemptions 1,25% value date T+2

Inception date

11 March 1994

Depository Bank

CMB Monaco
23, avenue de la Costa
Principauté de Monaco

Net Asset Value publication mode

Published in the "Journal de Monaco" and displayed at the CMB Monaco headquarters and in CMB Monaco branches. Our funds' net asset values are regularly published and updated on the website www.cmb.mc

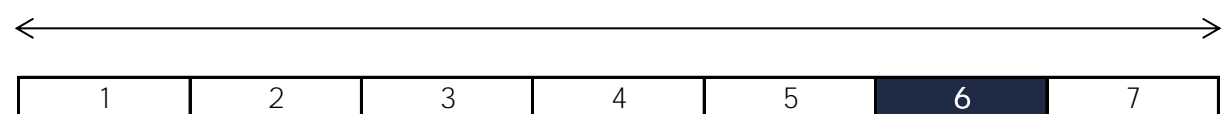
INVESTMENT UNIVERSE AND PHILOSOPHY

The fund **MONACTION INTERNATIONAL ESG EURO** invests in international listed equities with robust environmental, social and governance (ESG) criteria relative to their sector through capital appreciation and diversification.

RISK PROFILE

Lower risk/potential reward

Higher risk/potential reward



The risk indicator, based on past volatility, cannot cover all types of risks to which the fund may be exposed. It is possible that the past data used does not constitute a reliable indication of the future risk profile. The category associated with this fund is not a guarantee and can evolve with time. The lowest category is not synonymous with a "riskless" investment.

PERFORMANCE



Past performance is not a guarantee of future performance, nor is it constant with time and does not constitute in any case a guarantee of future performance.

CUMULATIVE PERFORMANCE	1 month	1 year	3 years	3y (ann.)	5 years	5y (ann.)
FUND (net)	1,74%	27,24%	37,70%	11,25%	61,21%	10,02%
BENCHMARK	2,57%	28,97%	50,17%	14,51%	91,31%	13,85%

YEARLY PERFORMANCE	2021	2020	2019	2018	2017	2016
FUND (net)	19,89%	4,36%	27,68%	-14,80%	10,11%	5,69%
BENCHMARK	18,54%	13,52%	26,50%	-6,51%	15,38%	6,45%

COMPARABLE FUNDS - (544)						
UNIVERSE AVERAGE		7,53%	27,89%	-7,95%	8,46%	
FUND QUARTILE IN UNIVERSE		3	3	4	2	

FUND MANAGEMENT COMPANY

Compagnie Monégasque de
Gestion SAM
13, bd Princesse Charlotte
Principauté de Monaco

FUND MANAGER

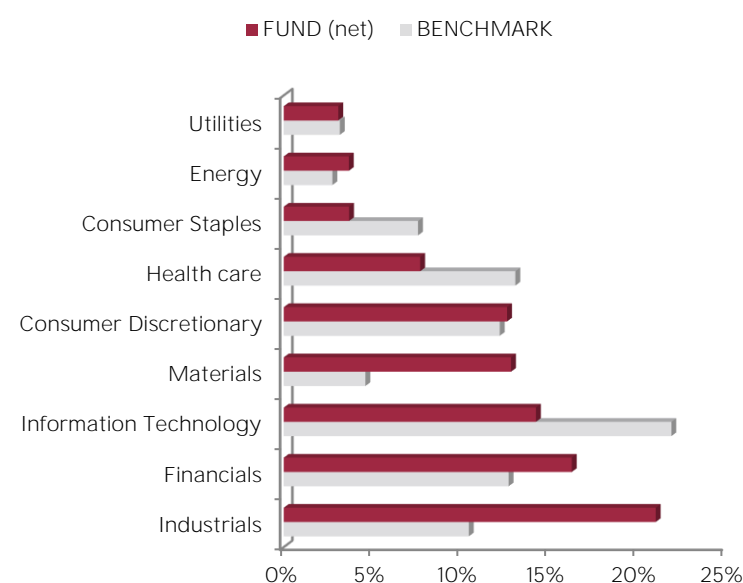


Eric Tournier
CMG

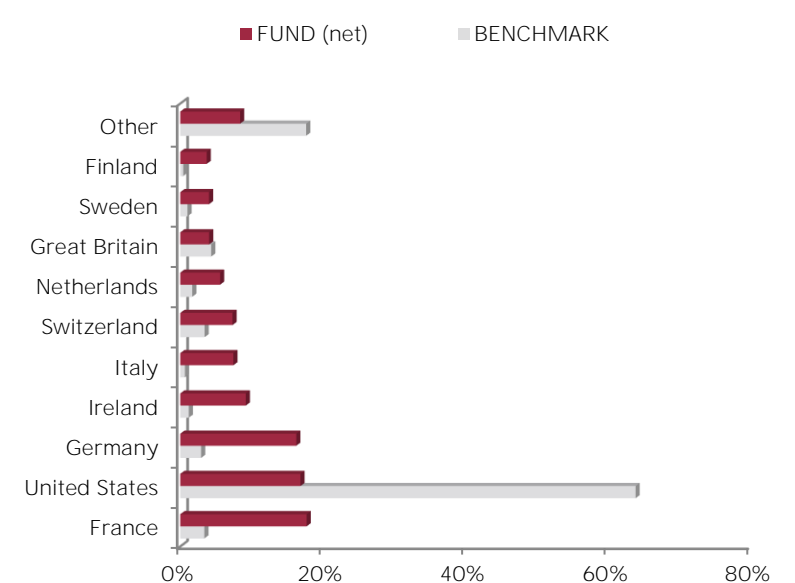
DISCLAIMER

Les informations qui sont contenues dans ce document ont pour objectif d'informer le souscripteur. Ce document ne constitue pas un conseil en investissement. Aucune information ni affirmation contenue dans ce document ne doit être considérée comme une recommandation. Les fonds de droit monégasque ainsi que la SICAV de droit Luxembourgeois sont exclusivement distribués par CMB Monaco. Des exemplaires de ces documents et le prospectus complet peuvent être obtenus gratuitement auprès de CMB Monaco et de la Compagnie Monégasque de Gestion (CMG) ainsi que sur le site www.cmb.mc

SECTOR ALLOCATION



COUNTRY ALLOCATION



TOP 10 POSITIONS OF 24

NAME	COUNTRY	SECTOR	WEIGHT
ASML HOLDING NV	Netherlands	Information Technology	5,6%
KERING	France	Consumer Discretionary	4,9%
CRH PLC	Ireland	Materials	4,7%
ACCENTURE PLC-A	Ireland	Information Technology	4,5%
DEUTSCHE POST-RG	Germany	Industrials	4,4%
INTESA SANPAOLO	Italy	Financials	4,3%
SIEMENS AG-REG	Germany	Industrials	4,3%
SCHNEIDER ELECTR	France	Industrials	4,3%
AXA	France	Financials	4,3%
CISCO SYSTEMS	United States	Information Technology	4,2%
Total			45,5%

COMMENTAIRE DE GESTION

In August, international equity markets continued their upward trend, with the exception of the Chinese indices which, in line with previous months, continued to underperform. Despite the sign of weakening service activity in China, reflecting an ongoing slowdown in the world's second largest economy, the stock markets remain well positioned. The S&P500 rose by 2.9%, the Eurostoxx50 by 2.6% and the Topix by 3.1%. Meantime, the Chinese index Shanghai Shenzhen CSI300 remained stable (-0.1%), while the HangSeng fell by -0.3%.

The upward trend in the United States shows no signs of weakening. This is largely due to the actions of the U.S. central bank, which continues to provide full support to the economy. The gradual reduction of the Fed's bond purchases is likely by the end of the year, but the accommodative conditions, to which the markets are particularly sensitive, remain in place.

The corporate earnings season, which ended during the month, showed excellent key figures. 70% of companies exceeded consensus estimates on earnings per share in Europe. Nevertheless, the luxury sector suffered in the portfolio, with Kering declining for the month. On the contrary, the technology company ASML continued to drive the fund's performance.