

CMB GLOBAL LUX DETTE EMERGENTE USD



October 2021

Key Data

Net Asset Value as of 29.10.2021

\$ 958,30

Total net assets

\$ 11,41m

Reference currency

USD (\$)

FUND DATA

Fund under Luxembourg Law

Bloomberg Ticker

CMBIMDI LX

ISIN code

LU1248401470

Benchmark

25% J.P. Morgan EMBI Global Total Return Index

50% J.P. Morgan Government Bond Index Emerging Market Global Core

25 % Ishares Emerging Market Corporate Bond

Recommended investment horizon

Minimum 5 years

Profit allocation

Yearly distribution

Date of last distribution

29 May 2018

Amount distributed

46,40 €

NAV Frequency

Daily

Management commission

1,50%

Subscription and redemption conditions

Orders are centralised every working day in Monaco at CMB Monaco at 11.00am, and executed based on the net asset value of that day. Commissions: subscriptions 5,0%, value date T+2; redemptions 0,7% value date T+2

Inception date

24 July 2015

Depository Bank

CMB Monaco
23, avenue de la Costa
Principauté de Monaco

Net Asset Value

publication mode

Published in the "Journal de Monaco" and displayed at CMB Monaco headquarters and in CMB Monaco branches. Our funds' net asset values are regularly published and updated on the website www.cmb.mc

INVESTMENT UNIVERSE AND PHILOSOPHY

The fund **GLOBAL LUX DETTE EMERGENTE (USD)** is a feeder fund that invests mainly in the fund Neuberger Berman Emerging Market Debt Blend Fund (the master fund). The master fund invests in sovereign and private issuer bonds issued in emerging market countries and denominated either in hard currency or in local currency. The investments denominated in hard currency refer to investments in USD, EUR, GBP, YEN and CHF. The average rating is "Investment Grade". The target allocation for emerging market bonds is 50% sovereign bonds, 25% private issuer bonds in hard currency and 25% sovereign bonds in hard currency. The fund is hedged against the US dollar.

The management is discretionary with a selection process that starts from a macroeconomic analysis and finishes with the stock choices ("Bottom-up"). The fund is diversified across strategies and geographies as well as in terms of the number of positions.

RISK PROFILE

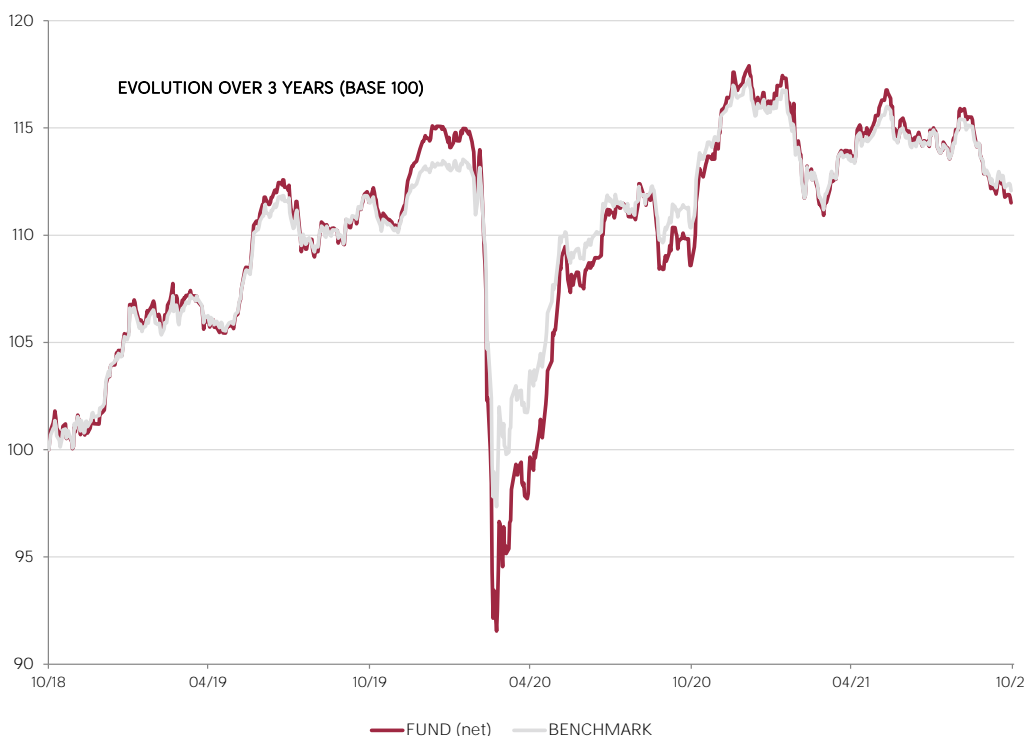
Lower risk/potential reward

Higher risk/potential reward



The risk indicator, based on past volatility, cannot cover all types of risks to which the fund may be exposed. It is possible that the past data used does not constitute a reliable indication of the future risk profile. The category associated with this fund is not a guarantee and can evolve with time. The lowest category is not synonymous with a "riskless" investment.

PERFORMANCE



Past performance is not a guarantee of future performance, nor is it constant with time and does not constitute in any case a guarantee of future performance.

CUMULATIVE PERFORMANCE	1 month	1 year	3 years	3y (ann.)	5 years	5y (ann.)
FUND (net)	-1,19%	2,70%	11,51%	3,70%	9,14%	1,76%
BENCHMARK	-0,69%	1,56%	12,07%	3,87%	9,20%	1,78%

YEARLY PERFORMANCE	2021	2020	2019	2018	2017	2016
FUND (net)	-5,15%	2,79%	12,41%	-7,89%	13,01%	8,08%
BENCHMARK	-4,17%	3,37%	10,90%	-6,31%	10,48%	9,10%

COMPARABLE FUNDS - (207)						
UNIVERSE AVERAGE		5,51%	12,92%	-5,17%	10,48%	
FUND QUARTILE IN UNIVERSE		4	3	4	1	

CMB GLOBAL LUX DETTE EMERGENTE USD



October 2021

FUND MANAGEMENT COMPANY

Mediobanca Management Comp. SA
2 Boulevard de la Foire
L-1528 Luxembourg

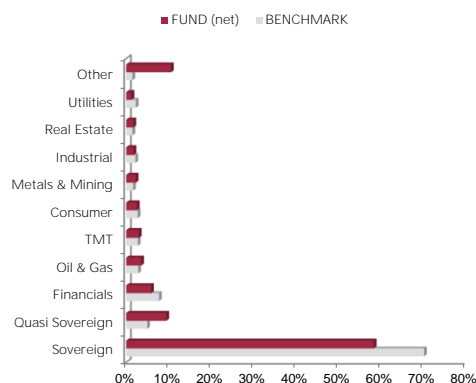
FUND MANAGER

NEUBERGER BERMAN

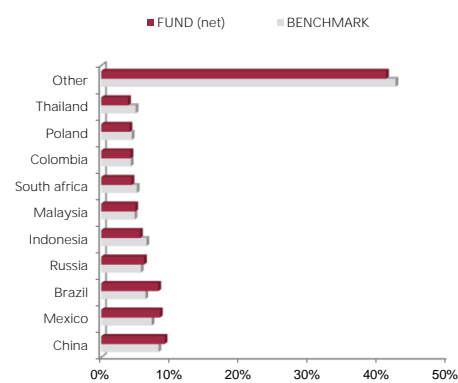
DISCLAIMER

The information contained in this document has as objective to inform the subscriber. This document is not intended as investment advice. No information or statements in this document should be considered as a recommendation. The funds under Monegasque law as well as the SICAV under Luxembourg law are exclusively distributed by CMB Monaco. Copies of this document and the complete prospectus can be obtained for free from CMB Monaco and Compagnie Monégasque de Gestion (CMG) as well as from the website www.cmb.mc.

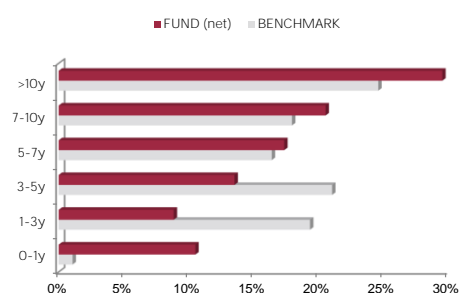
SECTOR ALLOCATION



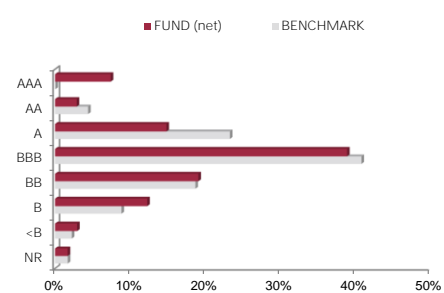
COUNTRY ALLOCATION



MATURITY ALLOCATION



RATING ALLOCATION



RISK INDICATORS

METRICS	INDICATORS
Interest Rate Sensitivity	5,87%
Average Rating	BBB-
Yield	5,24%
Fund Volatility	5,32%
Maturity (except futures)	9.98

TOP 10 POSITIONS OF 534

NAME	WEIGHT
RUSSIAN FEDERATION	1,6%
MEXICO (UNITED MEXICAN ST	1,6%
INDONESIA (REPUBLIC OF)	1,5%
SOUTHERN GAS CORRIDOR CJS	1,2%
COLOMBIA (REPUBLIC OF)	1,2%
SOUTH AFRICA (REPUBLIC OF	1,2%
CHINA GOVERNMENT BOND	1,1%
POLAND GOVERNMENT BOND	1,0%
PETROLEOS MEXICANOS	0,9%
MEXICO (UNITED MEXICAN ST	0,9%
<i>Total</i>	<i>12,2%</i>

MANAGEMENT COMMENT

In October, the market indices for emerging debt performed negatively in local currency (-1.4%), while the indices for debt issued in USD remained broadly unchanged (-0.0%) - (J.P. Morgan GBI & EMBI indices). Car(10) & Car(10) The prospect of a change in the mon

e US central bank FED, which will become progressively less accommodating with the upcoming launch of "tapering", is largely integrated and does not make the markets tremble. On the other hand, investors are sensitive to the data published in China due to the weakening of the economy in the country over the past few months. Markets remain attentive to the evolution of the health of Chinese real estate developers and to Sino-American relations on the Taiwan issue. Car(10) & Car(10) Within the portfolio, among the most notable management actions, the overweight position in Brazil was reduced and Turkey remained underweight due to rising monetary policy and geopolitical risks. In addition, interest rate positions in Asia were reduced, primarily in India, Thailand, and Malaysia, as we prepare for h

e core markets and possible policy normalization.