

MONACO CORPORATE BOND EURO



April 2022

Key Data

Net Asset Value as of 29.04.2022

1 411,09 €

Total net assets

139,55 m€

Reference currency

Euro (€)

FUND DATA

Fund under Monegasque Law

Bloomberg Ticker

MONCBEU MN

ISIN code

MC0010000487

Benchmark

85% ICE BoFAML EMU Corporate 1-10 years

15% ESTR

Recommended investment horizon

Minimum 3 years

Profit allocation

Capitalisation

NAV Frequency

Daily

Management commission

1,00%

Subscription and redemption conditions

Orders are centralised every working day in Monaco at CMB Monaco at 11.00am, and executed based on the net asset value of that day. Commissions: subscriptions 0,7%, value date T+2; redemptions 0,7% value date T+2

Inception date

04 August 2008

Depository Bank

CMB Monaco
23, avenue de la Costa
Principauté de Monaco

Net Asset Value publication mode

Published in the "Journal de Monaco" and displayed at CMB Monaco headquarters and in CMB Monaco branches. Our funds' net asset values are regularly published and updated on the website www.cmb.mc

INVESTMENT UNIVERSE AND PHILOSOPHY


The fund **MONACO CORPORATE BOND EURO** invests mainly in private issuer "Investment Grade" bonds denominated in euro.

The management is discretionary and conviction based and the fund is diversified across sectors, ratings, interest rate sensitivities and seniorities.

RISK PROFILE

Lower risk/potential reward

Higher risk/potential reward



The risk indicator, based on past volatility, cannot cover all types of risks to which the fund may be exposed. It is possible that the past data used does not constitute a reliable indication of the future risk profile. The category associated with this fund is not a guarantee and can evolve with time. The lowest category is not synonymous with a "riskless" investment.

PERFORMANCE



Past performance is not a guarantee of future performance, nor is it constant with time and does not constitute in any case a guarantee of future performance.

CUMULATIVE PERFORMANCE	1 month	1 year	3 years	3y (ann.)	5 years	5y (ann.)
FUND (net)	-2,02%	-6,35%	-2,00%	-0,67%	-0,55%	-0,11%
BENCHMARK	-1,98%	-6,24%	-3,42%	-1,15%	-0,24%	-0,05%

YEARLY PERFORMANCE	2022	2021	2020	2019	2018	2017
FUND (net)	-6,23%	0,76%	1,38%	5,34%	-4,42%	5,40%
BENCHMARK	-5,93%	-0,62%	1,66%	4,65%	-0,97%	1,91%

COMPARABLE FUNDS - (206)						
UNIVERSE AVERAGE		-1,10%	2,34%	5,68%	-2,23%	2,63%
FUND QUARTILE IN UNIVERSE		1	3	3	4	1

MONACO CORPORATE BOND EURO



April 2022

FUND MANAGEMENT COMPANY

Compagnie Monégasque de
Gestion SAM
13, bd Princesse Charlotte
Principauté de Monaco

FUND MANAGER



Cyril Iafraite
CMG

SUSTAINABILITY RATING



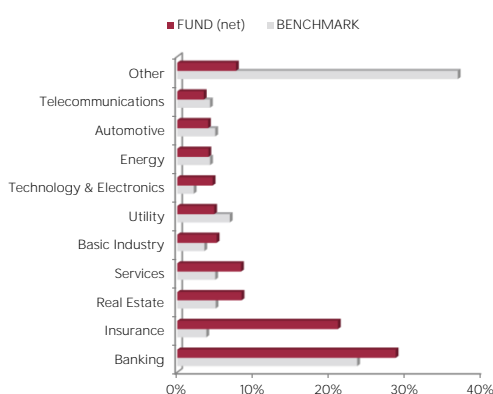
The rating is expressed as 1 to 5 "globes," whereby a higher number of globes indicates that the portfolio has lower ESG Risk. The number of globes a fund receives is determined relative to other funds in the same Morningstar Global

DISCLAIMER

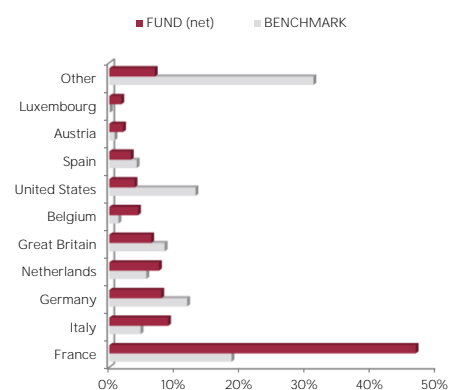
The information contained in this document has as objective to inform the subscriber. This document is not intended as investment advice. No information or statements in this document should be considered as a recommendation. The funds under Monegasque law as well as the SICAV under Luxembourg law are exclusively distributed by CMB Monaco. Copies of this document and the complete prospectus can be obtained for free from CMB Monaco and Compagnie Monégasque de Gestion (CMG) as well as from the website www.cmb.mc.

The index data ICE BoFAML EMU Corporate 1-10 years is the property of ICE Data Indices, LLC, its affiliates ("ICE Data") and/or its Third Party Suppliers and has been licensed for use by CMB Monaco. ICE Data and its Third Party Suppliers accept no liability in connection with its use. See prospectus for a full copy of the Disclaimer.

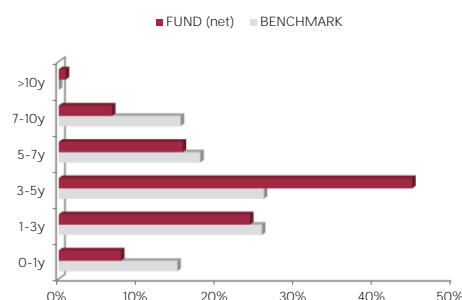
SECTOR ALLOCATION



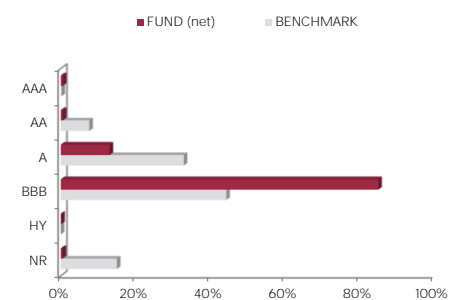
COUNTRY ALLOCATION



MATURITY ALLOCATION



RATING ALLOCATION



RISK INDICATOR

METRICS	INDICATORS
Interest Rate Sensitivity	2,78%
Average Rating	BBB+
Yield	2,80%
Fund Volatility	1,88%
Maturity (except futures)	3,99

TOP 10 POSITIONS OF 201

NAME	WEIGHT
QUADIENT SAS	1,9%
CREDIT LOGEMENT	1,6%
BANO FED CRD MUT	1,5%
CAIXABANK	1,5%
ALPHA TRAINS FIN	1,4%
CNP ASSURANCES	1,4%
CRED AGRICOLE SA	1,4%
AXA SA	1,4%
MEDIOBANCA SPA	1,4%
VAN LANSCHOT	1,3%
<i>Total</i>	14,8%

MANAGEMENT COMMENT

Investment grade spreads moved from 63bp to 73bp in April. The highest level seen since the beginning of the year was 89bp in March. Government bond yields continued to rise, with the German 10-year yield rising from +0.55% to +0.94%.

The main sources of concern remain. The conflict in Ukraine, the COVID in China where the return of confinements will continue to disrupt supply chains and the problems linked to the real estate market in certain countries are weighing on investor sentiment. The market continues to question the risk of a recession in 2023 as a result of a rate hike policy by the FED. New issue volumes were particularly low in this context of uncertainty and corporate earnings publications.

The fund suffered from both rising interest rates and the widening of risk premiums to perform in line with the market. The structure of the portfolio was not changed over the period. We participated in the new issue of the Swiss bank ZKB.