

MONACO EXPANSION USD



April 2022

Key Data

Net Asset Value as of 29.04.2022
\$ 6 466,29

Total net assets
\$ 24,18m

Reference currency
US Dollar (\$)

FUND DATA

Fund under Monegasque Law

Bloomberg Ticker
MONEXPU MN

ISIN code
MC0009780891

Benchmark
100% ICE BofAML 1-10 years US Treasury

Recommended Investment horizon
Minimum 3 years

Profit allocation
Capitalisation

NAV Frequency
Daily

Management commission
1,00%

Subscription and redemption conditions
Orders are centralised every working day in Monaco at CMB Monaco at 11.00am, and executed based on the net asset value of that day. Commissions: subscriptions 0,7%, value date T+2; redemptions 0,7% value date T+2

Inception date
28 October 1994

Depository Bank
CMB Monaco
23, avenue de la Costa
Principauté de Monaco

Net Asset Value publication mode
Published in the "Journal de Monaco" and displayed at CMB Monaco headquarters and in CMB Monaco branches. Our funds' net asset values are regularly published and updated on the website www.cmb.mc

INVESTMENT UNIVERSE AND PHILOSOPHY

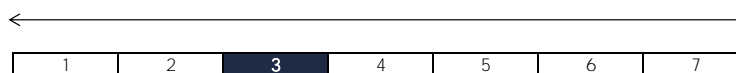
The fund **MONACO EXPANSION USD** invests in both private issuer and sovereign bonds in the "Investment Grade" category which are denominated in USD.

The management is discretionary and conviction based and the fund is diversified across sectors, ratings, interest rate sensitivities and seniorities.

RISK PROFILE

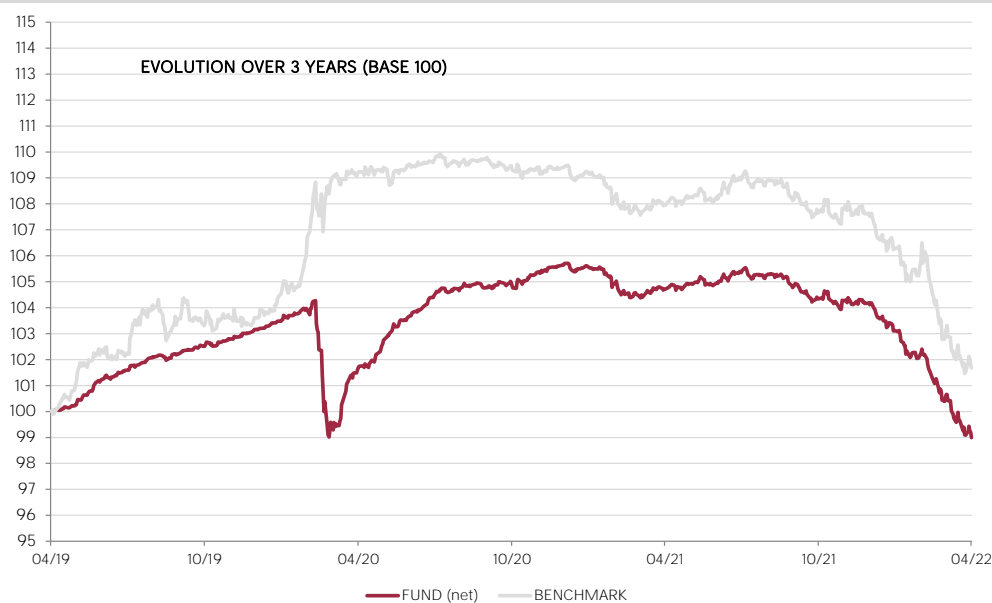
Lower risk/potential reward

Higher risk/potential reward



The risk indicator, based on past volatility, cannot cover all types of risks to which the fund may be exposed. It is possible that the past data used does not constitute a reliable indication of the future risk profile. The category associated with this fund is not a guarantee and can evolve with time. The lowest category is not synonymous with a "riskless" investment.

PERFORMANCE



Past performance is not a guarantee of future performance, nor is it constant with time and does not constitute in any case a guarantee of future performance.

CUMULATIVE PERFORMANCE	1 month	1 year	3 years	3y (ann.)	5 years	5y (ann.)
FUND (net)	-1,65%	-5,47%	-1,01%	-0,34%	2,07%	0,41%
BENCHMARK	-1,58%	-5,82%	1,69%	0,56%	4,75%	0,93%

YEARLY PERFORMANCE	2022	2021	2020	2019	2018	2017
FUND (net)	-4,98%	-1,44%	2,48%	5,95%	-1,16%	2,80%
BENCHMARK	-5,54%	-1,65%	5,65%	5,15%	1,44%	1,07%

COMPARABLE FUNDS - (54)						
UNIVERSE AVERAGE		-1,10%	6,42%	7,41%	-0,59%	2,76%
FUND QUARTILE IN UNIVERSE		3	4	3	3	2

MONACO EXPANSION USD



April 2022

FUND MANAGEMENT COMPANY

Compagnie Monégasque de
Gestion SAM
13, bd Princesse Charlotte
Principauté de Monaco

FUND MANAGER



SUSTAINABILITY RATING



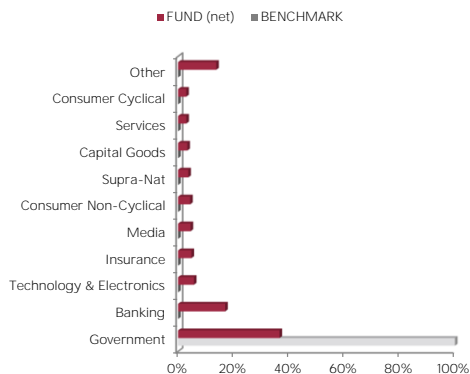
The rating is expressed as 1 to 5 "globes," whereby a higher number of globes indicates that the portfolio has lower ESG Risk. The number of globes a fund receives is determined relative to other funds in the same Morningstar Global Category.

DISCLAIMER

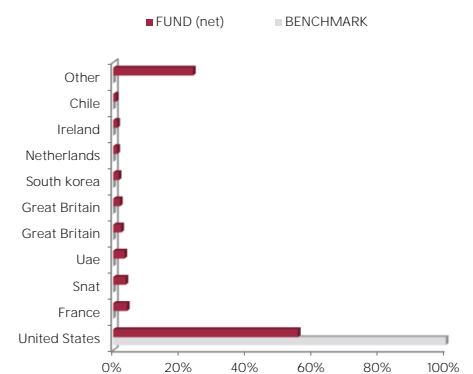
The information contained in this document has as objective to inform the subscriber. This document is not intended as investment advice. No information or statements in this document should be considered as a recommendation. The funds under Monegasque law as well as the SICAV under Luxembourg law are exclusively distributed by CMB Monaco. Copies of this document and the complete prospectus can be obtained for free from CMB Monaco and Compagnie Monégasque de Gestion (CMG) as well as from the website www.cmb.mc.

The benchmark data referenced herein is the property of ICE Data Indices, LLC, its affiliates ("ICE Data") and/or its Third Party Suppliers and has been licensed for use by CMB Monaco. ICE Data and its Third Party Suppliers accept no liability in connection with its use. See prospectus for a full copy of the Disclaimer.

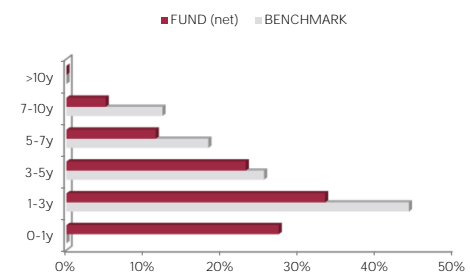
SECTOR ALLOCATION



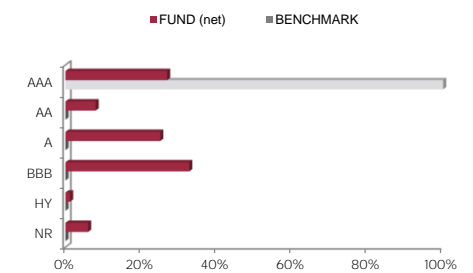
COUNTRY ALLOCATION



MATURITY ALLOCATION



RATING ALLOCATION



RISK INDICATORS

METRICS	INDICATORS
Interest Rate Sensitivity	2,28%
Average rating	A
Yield	2,74%
Fund volatility	1,53%
Maturity (except futures)	2,69

TOP 10 POSITIONS OF 57

NAME	WEIGHT
MON-CORP BD EUR	8,4%
US TREASURY N/B	6,0%
US TREASURY N/B	5,0%
US TREASURY N/B	4,8%
MON-CRT TERM USD	4,8%
US TREASURY N/B	3,4%
US TREASURY N/B	2,8%
BANK OF AMER CRP	2,1%
APICORP SUKUK LT	2,1%
BERMUDA-GOVT OF	2,1%
Total	41,6%

MANAGEMENT COMMENT

In April, the ICE-BOFA 1-10 year US Treasuries index lost -1.58%. The US 10-year yield ended the month at 2.93%, +59bp compared to the end of March 2022.

At its last meeting in early May, the U.S. Federal Reserve raised its main interest rate by half a percentage point, its largest increase in nearly 22 years, and its chairman called on Americans suffering from inflation to hold out while the central bank takes the necessary steps to curb it. The Fed clearly hinted that further increases, probably of the same magnitude, would follow. The Fed also announced that next month it will begin to reduce its balance sheet, which amounts to nearly \$9 trillion as a result of massive bond purchases in recent years to keep rates low and support the economy. The balance sheet reduction will be capped at \$47.5 billion per month in June, July and August, and then at \$95 billion per month starting in September, the FOMC said.

The fund remains underexposed to US Treasuries and posted a performance of -1.65% last month. We continue to maintain our diversification with corporate credit. The fund's duration stands at 2.30%, roughly 61% lower than its