

MONACO HORIZON NOVEMBRE 2026



April 2022

Key Data

Net Asset Value as of 29.04.2022

984,43 € (R), 99 117,60 € (I)

Total net assets

29,00 m€

Reference currency

Euro (€)

FUND DATA

Fund under Monegasque Law

Bloomberg Ticker

MONH26R MN, MONH26I MN

ISIN code

MC0010001170, MC0010001188 (Inst.)

Benchmark

5% annualised net of fees

Initial net asset value

1000 € (R), 100 000 € (I)

Recommended investment horizon

Until 30 november 2026

Date of last distribution

05 avr 2022

Amount distributed

41,97 €

Profit allocation

Yearly distribution

NAV Frequency

Daily

Management commission

1% / 0,50% (Inst.)

Subscription and redemption conditions

Orders are centralised every working day in Monaco at CMB Monaco at 11.00am, and executed based on the net asset value of that day. Commissions: redemptions 1,0% value date T+2

Inception date

26 June 2020

Depository bank

CMB Monaco
23, avenue de la Costa
Principauté de Monaco

Net Asset Value

publication mode

Published in the "Journal de Monaco" and displayed at CMB Monaco headquarters and in CMB Monaco branches. Our funds' net asset values are regularly published and updated on the website www.cmb.mc

INVESTMENT UNIVERSE AND PHILOSOPHY

The fund **MONACO HORIZON 2026** invests in European private issuer High Yield bonds and has an objective of obtaining a performance superior to 5% annualised and net of fees over the investment horizon of 6 years, or until 30 November 2026.

The management is discretionary and conviction based and the fund is diversified across sectors, ratings and seniorities.

RISK PROFILE

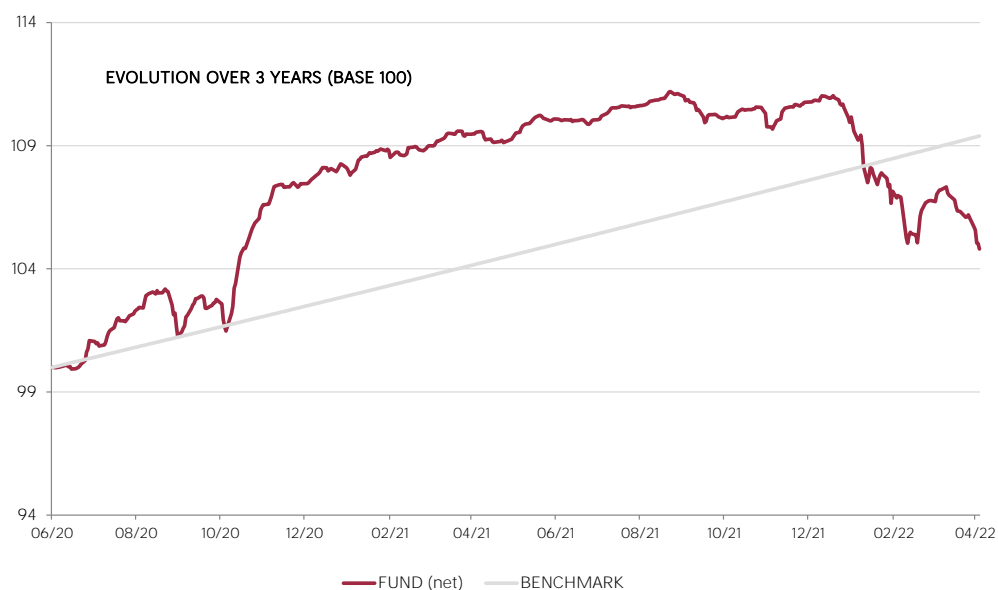
Lower risk/potential reward

Higher risk/potential reward



The risk indicator, based on past volatility, cannot cover all types of risks to which the fund may be exposed. It is possible that the past data used does not constitute a reliable indication of the future risk profile. The category associated with this fund is not a guarantee and can evolve with time. The lowest category is not synonymous with a "riskless" investment.

PERFORMANCE



Past performance is not a guarantee of future performance, nor is it constant with time and does not constitute in any case a guarantee of future performance.

CUMULATIVE PERFORMANCE	1 month	1 year	3 years	3y (ann.)	5 years	5y (ann.)
FUND (net)	-2,23%	-4,33%				
BENCHMARK	0,39%	4,98%				

YEARLY PERFORMANCE	2022	2021	2020	2019	2018	2017
FUND (net)	-5,45%	2,99%	7,63%			
BENCHMARK	1,60%	5,00%	2,54%			

MONACO HORIZON NOVEMBRE 2026



April 2022

FUND MANAGEMENT COMPANY

Compagnie Monégasque de
Gestion SAM
13, bd Princesse Charlotte
Principauté de Monaco

FUND MANAGER



Cyril IAFRATE
CMG

SUSTAINABILITY RATING



No Rating

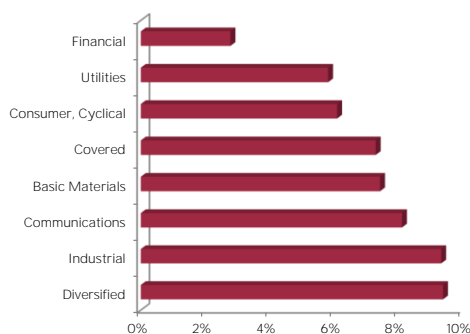


The rating is expressed as 1 to 5 "globes," whereby a higher number of globes indicates that the portfolio has lower ESG Risk. The number of globes a fund receives is determined relative to other funds in the same Morningstar Global Category.

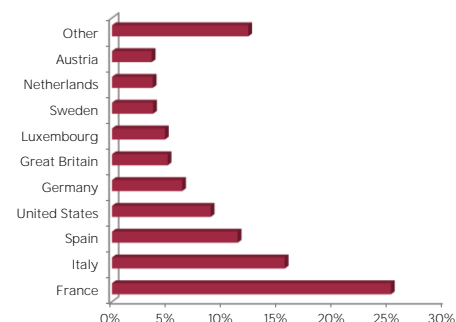
DISCLAIMER

The information contained in this document has as objective to inform the subscriber. This document is not intended as investment advice. No information or statements in this document should be considered as a recommendation. The funds under Monegasque law as well as the SICAV under Luxembourg law are exclusively distributed by CMB Monaco. Copies of this document and the complete prospectus can be obtained for free from CMB Monaco and Compagnie Monégasque de Gestion (CMG) as well as from the website www.cmb.mc.

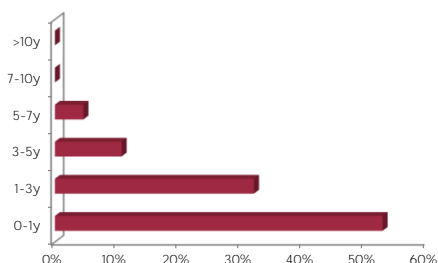
SECTOR ALLOCATION



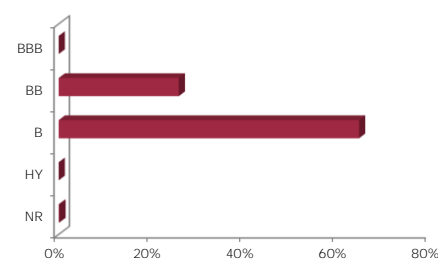
COUNTRY ALLOCATION



MATURITY ALLOCATION



RATING ALLOCATION



RISK INDICATORS

METRICS	INDICATORS
Interest Rate Sensitivity	3,14%
Average Rating	B+
yield	6,66%
Fund Volatility	2,67%
Maturity (except futures)	1,34

TOP 10 POSITIONS OF 82

NAME	WEIGHT
CONSTELLIUM NV	2,5%
TEVA PHARM FNC	2,5%
LOXAM SAS	2,4%
BANCO BILBAO VIZ	2,2%
RUBIS TERMINAL	1,9%
NORDEX SE	1,8%
ROSSINI SARL	1,8%
TENDAM BRANDS	1,8%
PAPREC HOLDING	1,8%
INTL GAME TECH	1,8%
<i>Total</i>	<i>20,6%</i>

MANAGEMENT COMMENT

High Yield spreads moved from 324bp to 360bp in April. The highest level seen since the beginning of the year was 89bp in March. Government bond yields continued to rise, with the German 10-year yield rising from +0.55% to +0.94%.

The main sources of concern remain. The conflict in Ukraine, the COVID in China where the return of confinements will continue to disrupt supply chains and the problems linked to the real estate market in certain countries are weighing on investor sentiment. The market continues to question the risk of a recession in 2023 as a result of a rate hike policy by the FED. New issue volumes were particularly low in this context of uncertainty and corporate earnings releases.

The fund suffered from both rising interest rates and the spread of risk premiums. We participated in the new issue of the british company Miller Homes.