

MONACO CORPORATE BOND EURO



May 2022

Key Data

Net Asset Value as of 31.05.2022

1 395,82 €

Total net assets

135,50 m€

Reference currency

Euro (€)

FUND DATA

Fund under Monegasque Law

Bloomberg Ticker

MONCBEU MN

ISIN code

MC0010000487

Benchmark

85% ICE BoFAML EMU Corporate 1-10 years

15% ESTR

Recommended investment horizon

Minimum 3 years

Profit allocation

Capitalisation

NAV Frequency

Daily

Management commission

1,00%

Subscription and redemption conditions

Orders are centralised every working day in Monaco at CMB Monaco at 11.00am, and executed based on the net asset value of that day. Commissions: subscriptions 0,7%, value date T+2; redemptions 0,7% value date T+2

Inception date

04 August 2008

Depository Bank

CMB Monaco
23, avenue de la Costa
Principauté de Monaco

Net Asset Value publication mode

Published in the "Journal de Monaco" and displayed at CMB Monaco headquarters and in CMB Monaco branches. Our funds' net asset values are regularly published and updated on the website www.cmb.mc

INVESTMENT UNIVERSE AND PHILOSOPHY


The fund **MONACO CORPORATE BOND EURO** invests mainly in private issuer "Investment Grade" bonds denominated in euro.

The management is discretionary and conviction based and the fund is diversified across sectors, ratings, interest rate sensitivities and seniorities.

RISK PROFILE

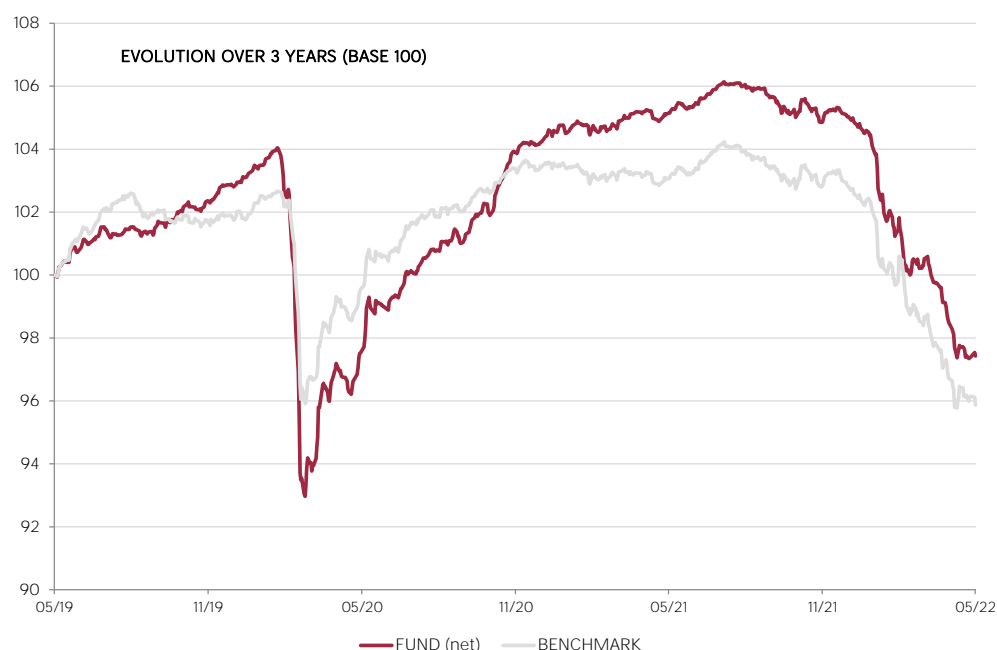
Lower risk/potential reward

Higher risk/potential reward



The risk indicator, based on past volatility, cannot cover all types of risks to which the fund may be exposed. It is possible that the past data used does not constitute a reliable indication of the future risk profile. The category associated with this fund is not a guarantee and can evolve with time. The lowest category is not synonymous with a "riskless" investment.

PERFORMANCE



Past performance is not a guarantee of future performance, nor is it constant with time and does not constitute in any case a guarantee of future performance.

CUMULATIVE PERFORMANCE	1 month	1 year	3 years	3y (ann.)	5 years	5y (ann.)
FUND (net)	-1,08%	-7,34%	-2,57%	-0,86%	-2,37%	-0,48%
BENCHMARK	-0,87%	-6,98%	-4,13%	-1,40%	-1,45%	-0,29%

YEARLY PERFORMANCE	2022	2021	2020	2019	2018	2017
FUND (net)	-7,24%	0,76%	1,38%	5,34%	-4,42%	5,40%
BENCHMARK	-6,75%	-0,62%	1,66%	4,65%	-0,97%	1,91%

COMPARABLE FUNDS - (131)						
UNIVERSE AVERAGE		-1,10%	2,34%	5,68%	-2,23%	2,63%
FUND QUARTILE IN UNIVERSE		1	3	3	4	1

MONACO CORPORATE BOND EURO



May 2022

FUND MANAGEMENT COMPANY

CMG Monaco SAM
13, bd Princesse Charlotte
Principauté de Monaco

FUND MANAGER



Cyril Iafraite
CMG

SUSTAINABILITY RATING



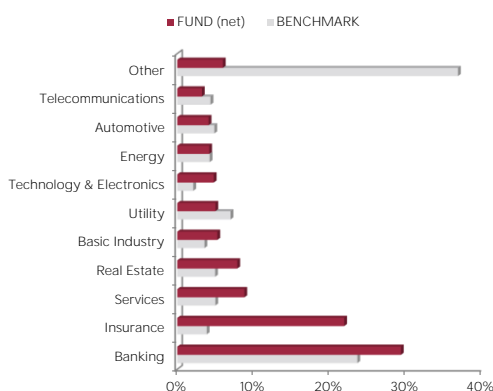
The rating is expressed as 1 to 5 "globes," whereby a higher number of globes indicates that the portfolio has lower ESG Risk. The number of globes a fund receives is determined relative to other funds in the same Morningstar Global

DISCLAIMER

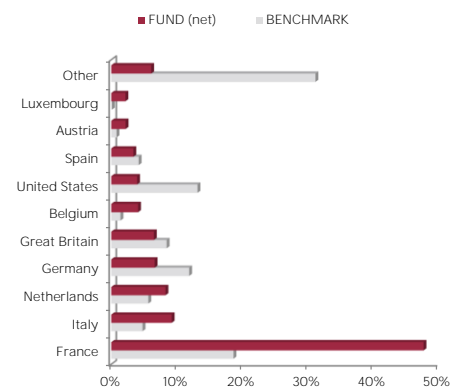
The information contained in this document has as objective to inform the subscriber. This document is not intended as investment advice. No information or statements in this document should be considered as a recommendation. The funds under Monegasque law as well as the SICAV under Luxembourg law are exclusively distributed by CMB Monaco. Copies of this document and the complete prospectus can be obtained for free from CMB Monaco and CMG Monaco as well as from the website www.cmb.mc.

The index data ICE BoFAML EMU Corporate 1-10 years is the property of ICE Data Indices, LLC, its affiliates ("ICE Data") and/or its Third Party Suppliers and has been licensed for use by CMB Monaco. ICE Data and its Third Party Suppliers accept no liability in connection with its use. See prospectus for a full copy of the Disclaimer.

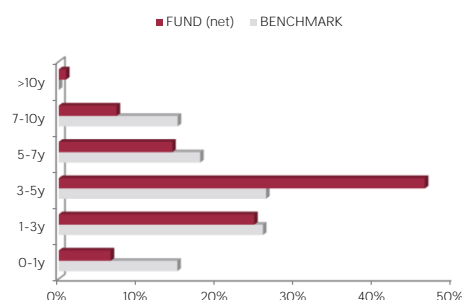
SECTOR ALLOCATION



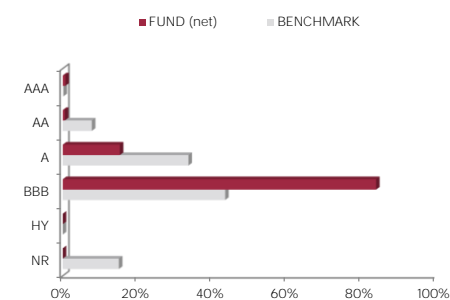
COUNTRY ALLOCATION



MATURITY ALLOCATION



RATING ALLOCATION



RISK INDICATOR

METRICS	INDICATORS
Interest Rate Sensitivity	2,77%
Average Rating	BBB+
Yield	3,13%
Fund Volatility	2,06%
Maturity (except futures)	3,99

TOP 10 POSITIONS OF 201

NAME	WEIGHT
QUADIENT SAS	1,9%
CREDIT LOGEMENT	1,6%
BANQ FED CRD MUT	1,6%
CAIXABANK	1,5%
ALPHA TRAINS FIN	1,5%
CNP ASSURANCES	1,4%
CRED AGRICOLE SA	1,4%
MEDIOBANCA SPA	1,4%
AXA SA	1,4%
VAN LANSCHOT	1,3%
<i>Total</i>	15,1%

MANAGEMENT COMMENT

Investment grade spreads widened from 73bp to 89bp in May, exceeding the highest level of the year during the month (95bp). Government bond yields were again volatile and continued their upward movement from +0.94% to +1.12% for the German 10-year benchmark.

Fears of a slowdown in economic growth weighed on sentiment. Companies are facing higher costs for raw materials and transportation. On the ECB side, Christine Lagarde indicated that asset purchases would end in early summer. New issue volumes were marked by a large share of green bonds, which accounted for almost half of the transactions.

The fund suffered from both rising interest rates and the widening of credit spreads to slightly underperform the benchmark. The structure of the portfolio remained unchanged over the period. We participated in the new issue of the logistics group Prologis as well as the insurer Athora.