

Key Data

Net Asset Value as of 31.05.2022

1 646,84 €

Total net assets

26,26 m€

Reference currency

Euro (€)

FUND DATA

Fund under Monegasque Law

Bloomberg Ticker

MONAEUR MN

ISIN code

MC0009778887

Benchmark

95% MSCI Europe Total Return
5% ESTR

Recommended investment horizon

Minimum 5 years

Profit allocation

Capitalisation

NAV Frequency

Daily

Management commission

1,50%

Subscription and redemption conditions

Orders are centralised every working day in Monaco at CMB Monaco at 11.00am, and executed based on the net asset value of that day. Commissions: subscriptions 2,5%, value date T+2; redemptions 1,25% value date T+2

Inception date

19 June 1998

Depository Bank

CMB Monaco
23, avenue de la Costa
Principauté de Monaco

Net Asset Value publication mode

Published in the "Journal de Monaco" and displayed at CMB Monaco headquarters and in CMB Monaco branches. Our funds' net asset values are regularly published and updated on the website www.cmb.mc

INVESTMENT UNIVERSE AND PHILOSOPHY

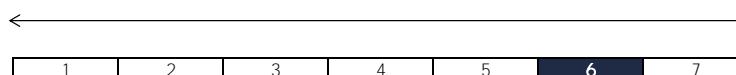
The fund MONACTION EUROPE invests in large cap European equities.

The management style is quantitative consists of an intrinsic analysis of each company ("bottom-up"), driven by a model which is linked to four factors: earnings trend (or momentum), share price trend, quality and the value of the stock. The model seeks to maximise the Sharpe ratio with a minimum variance approach. The fund is strongly diversified and does not have as objective to replicate its benchmark.

RISK PROFILE

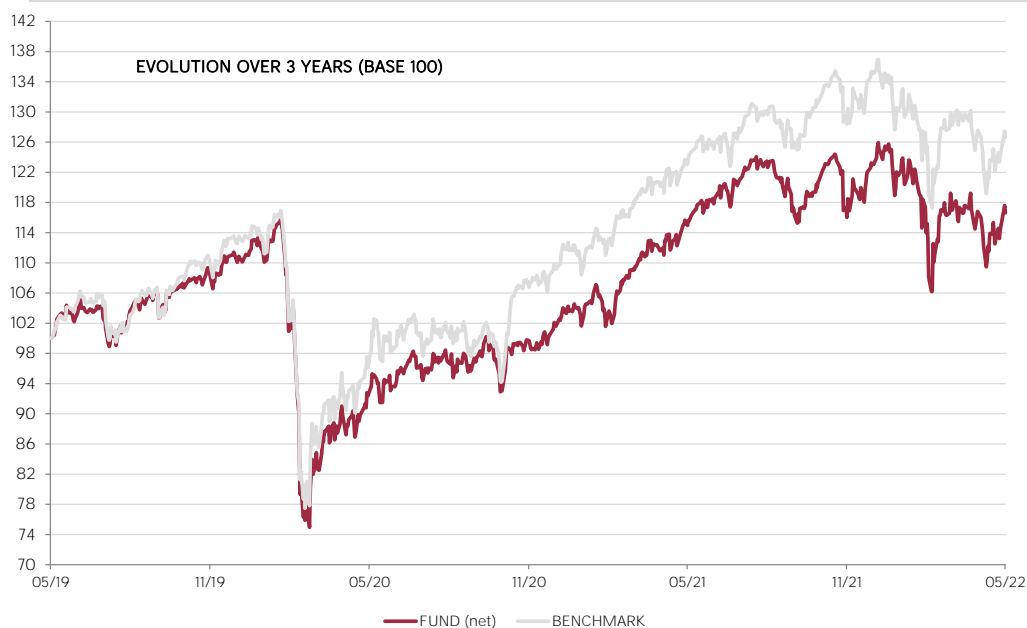
Lower risk/potential reward

Higher risk/potential reward



The risk indicator, based on past volatility, cannot cover all types of risks to which the fund may be exposed. It is possible that the past data used does not constitute a reliable indication of the future risk profile. The category associated with this fund is not a guarantee and can evolve with time. The lowest category is not synonymous with a "riskless" investment.

PERFORMANCE



Past performance is not a guarantee of future performance, nor is it constant with time and does not constitute in any case a guarantee of future performance.

CUMULATIVE PERFORMANCE	1 month	1 year	3 years	3y (ann.)	5 years	5y (ann.)
FUND (net)	-0,15%	1,47%	16,65%	5,27%	10,98%	2,11%
BENCHMARK	-0,74%	2,89%	26,62%	8,19%	25,92%	4,72%

YEARLY PERFORMANCE	2022	2021	2020	2019	2018	2017
FUND (net)	-5,21%	21,10%	-7,68%	19,53%	-13,45%	10,86%
BENCHMARK	-6,28%	23,75%	-2,99%	24,61%	-10,05%	6,90%

COMPARABLE FUNDS - (187)						
UNIVERSE AVERAGE		22,64%	-1,26%	24,14%	-13,31%	10,19%
FUND QUARTILE IN UNIVERSE		3	4	4	3	2

FUND MANAGEMENT COMPANY

CMG Monaco SAM
13, bd Princesse Charlotte
Principauté de Monaco

FUND MANAGER



MEDIOBANCA
SOCIETÀ GESTIONE RISPARMIO

SUSTAINABILITY RATING

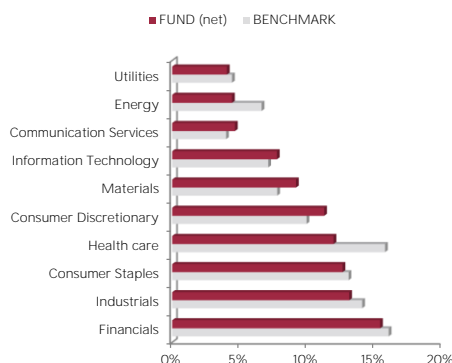


The rating is expressed as 1 to 5 "globes," whereby a higher number of globes indicates that the portfolio has lower ESG Risk. The number of globes a fund receives is determined relative to other funds in the same Morningstar Global Category.

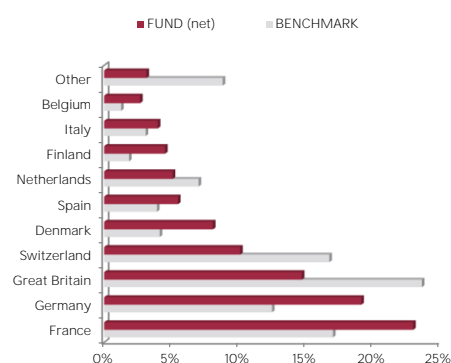
DISCLAIMER

The information contained in this document has as objective to inform the subscriber. This document is not intended as investment advice. No information or statements in this document should be considered as a recommendation. The funds under Monegasque law as well as the SICAV under Luxembourg law are exclusively distributed by CMB Monaco. Copies of this document and the complete prospectus can be obtained for free from CMB Monaco and CMG Monaco as well as from the website www.cmb.mc.

SECTOR ALLOCATION



COUNTRY ALLOCATION



TOP 10 POSITIONS OF 100

NAME	COUNTRY	SECTOR	WEIGHT
EURO STOXX 50 JUN 17.06.2022	Denmark	-	7,2%
ROCHE HLDG-GENUS	Switzerland	Health care	2,6%
ING GROEP NV	Netherlands	Financials	1,9%
NOVARTIS AG-REG	Switzerland	Health care	1,9%
ASTRAZENECA PLC	Great Britain	Health care	1,9%
SAP SE	Germany	Information Technology	1,9%
INFINEON TECH	Germany	Information Technology	1,9%
DANONE	France	Consumer Staples	1,8%
ANHEUSER-BUSCH I	Belgium	Consumer Staples	1,8%
SAMPO OYJ-A SHS	Finland	Financials	1,7%
Total			24,6%

MANAGEMENT COMMENT

In May, equity indices were particularly volatile. In a context where risk aversion dominated, the main equity indices nevertheless found the strength to rebound after a bearish phase at the beginning of the month. The Eurostoxx50 closed slightly down (-0.4%), while the Dax (+2.1%) and the Ibex (+3.1%) ended the month in positive territory.

Fears of an upcoming recession in the United States due to a less accommodating monetary policy accompanied by a slowdown in economic growth have continued to grow. Activity seems to be slowing down in Europe in view of the latest macroeconomic data published (PMI and IFO for May). At the same time, increases in procurement and transportation costs have weighed on corporate earnings in general.

Despite such a gloomy atmosphere, it is interesting to note that the US household income and consumption statistics for April were reassuring. Consumption remains solid, thanks in part to a decline in the savings rate. For the first time in a long time, there is debate about the short-term directional outlook for equity markets. Positive prospects, such as the stimulus measures in China and the reopening of Shanghai, could be enough to fuel an equity market rebound in the face of deteriorating sentiment. But the prospect of a counter-trend bullish rally should not obscure the challenges of the cycle, or in simple terms: limited global supply. Among the stocks held in the portfolio, Chemicals (Lanxess), Banking (ING Groep) and Energy (TotalEnergies) supported the fund's performance.