

# MONACO COURT TERME EURO



June 2022

## Key Data

**Net Asset Value as of 30.06.2022**  
5 159,32 €

**Total net assets**  
712,26 m€

**Reference currency**  
Euro (€)

## FUND DATA

**Fund under Monegasque Law**

**Bloomberg Ticker**  
MONCTEU MN

**ISIN code**  
MC0009780917, MC0010001139 (Inst. Min. 5M)

**Benchmark**  
3-month Euribor capitalised

**Recommended investment horizon**  
Minimum 3 months

**Profit allocation**  
Capitalisation

**NAV Frequency**  
Daily

**Management commission (max)**  
0,5% / 0,25% (Inst.)

**Subscription and redemption conditions**  
Orders are centralised every working day in Monaco at CMB Monaco at 11.00am, and executed based on the net asset value of that day. Commissions: subscriptions nil, value date T+1; redemptions nil, value date T+1

**Inception date**  
28 October 1994

**Depository Bank**  
CMB Monaco  
23, avenue de la Costa  
Principauté de Monaco

**Net Asset Value publication mode**  
Published in the "Journal de Monaco" and displayed at CMB Monaco headquarters and in CMB Monaco branches. Our funds' net asset values are regularly published and updated on the website [www.cmb.mc](http://www.cmb.mc)

## INVESTMENT UNIVERSE AND PHILOSOPHY


The fund **MONACO COURT TERME EURO** invests in short term bonds or interest rate products with a maximum weighted average residual life of 18 months and an average rating of Investment Grade.

The management is discretionary and conviction based with weak interest rate and credit sensitivities and a strong diversification across issuers and sectors.

## RISK PROFILE

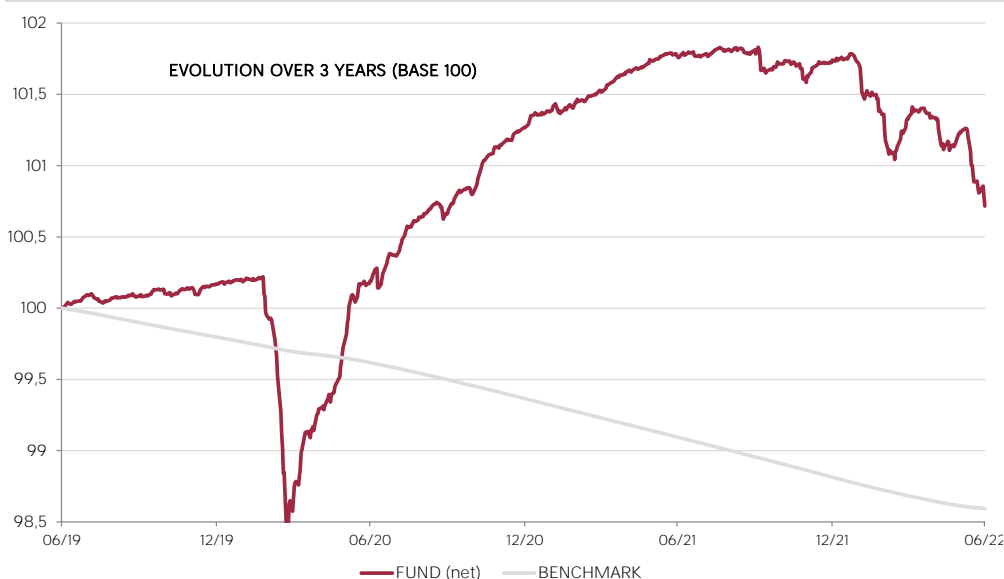
Lower risk/potential reward

Higher risk/potential reward



The risk indicator, based on past volatility, cannot cover all types of risks to which the fund may be exposed. It is possible that the past data used does not constitute a reliable indication of the future risk profile. The category associated with this fund is not a guarantee and can evolve with time. The lowest category is not synonymous with a "riskless" investment.

## PERFORMANCE



Past performance is not a guarantee of future performance, nor is it constant with time and does not constitute in any case a guarantee of future performance.

CUMULATIVE PERFORMANCE	1 month	1 year	3 years	3y (ann.)	5 years	5y (ann.)
FUND (net)	-0,50%	-1,03%	0,72%	0,24%	1,24%	0,25%
BENCHMARK	-0,02%	-0,51%	-1,41%	-0,47%	-2,05%	-0,41%

YEARLY PERFORMANCE	2022	2021	2020	2019	2018	2017
FUND (net)	-1,01%	0,47%	1,10%	1,02%	-0,35%	0,15%
BENCHMARK	-0,22%	-0,55%	-0,43%	-0,36%	-0,33%	-0,33%

COMPARABLE FUNDS - (69)						
UNIVERSE AVERAGE		-0,37%	-0,17%	0,22%	-0,98%	-0,01%
FUND QUANTILE IN UNIVERSE		1	1	1	1	2

# MONACO COURT TERME EURO



June 2022

## FUND MANAGEMENT COMPANY

CMG Monaco SAM  
13, bd Princesse Charlotte  
Principauté de Monaco

## FUND MANAGER



David Lasser  
CMG

## SUSTAINABILITY RATING

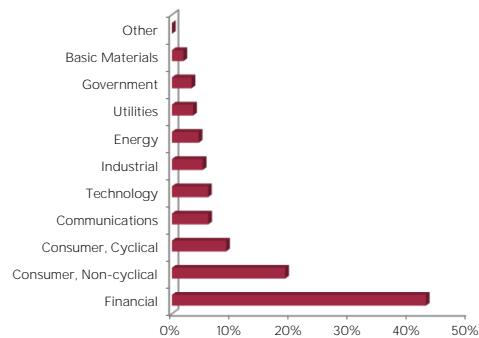


The rating is expressed as 1 to 5 "globes," whereby a higher number of globes indicates that the portfolio has lower ESG Risk. The number of globes a fund receives is determined relative to other funds in the same Morningstar Global Category.

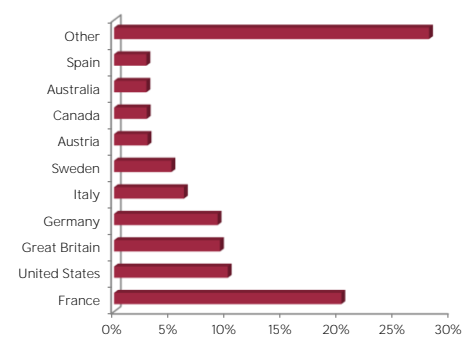
## DISCLAIMER

The information contained in this document has as objective to inform the subscriber. This document is not intended as investment advice. No information or statements in this document should be considered as a recommendation. The funds under Monégasque law as well as the SICAV under Luxembourg law are exclusively distributed by CMB Monaco. Copies of this document and the complete prospectus can be obtained for free from CMB Monaco and CMG Monaco as well as from the website [www.cmb.mc](http://www.cmb.mc).

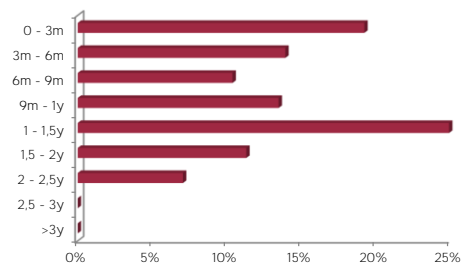
## SECTOR ALLOCATION



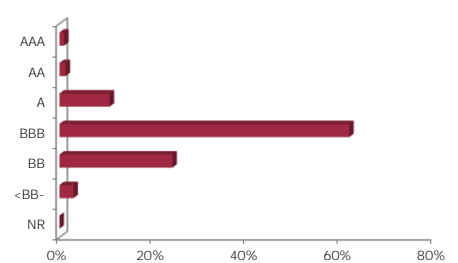
## COUNTRY ALLOCATION



## MATURITY ALLOCATION



## RATING ALLOCATION



## RISK INDICATORS

METRICS	INDICATORS
Interest Rate Sensitivity	0,43%
Credit Sensitivity	0,87%
Average Rating	BBB-
Yield	2,17%
Fund Volatility	0,45%
Maturity (except futures)	11 months

## TOP 10 POSITIONS OF 168

NAME	WEIGHT
AMS AG	1,7%
M2 ASSET MANAGE	1,7%
AFREXIMBANK	1,7%
INTL CONSOLIDAT	1,6%
TRANSALTA CORP	1,6%
COMMERZBANK AG	1,6%
HOIST FINANCE AB	1,5%
STANDARD CHART	1,5%
UBISOFT ENTERTAI	1,5%
GKN HOLDINGS LTD	1,5%
<i>Total</i>	15,9%

## MANAGEMENT COMMENT

The US 2-year sovereign rate reached + 3%. The neutral rate of 2.5% was largely exceeded in the middle of the month to reach 3.45%. The market subsequently retreated after the fear of an economic slowdown. The speeches of central bankers are focused on the need to stabilize prices and that an economic slowdown is likely. The objective is to calm down the overheating economy, especially in the US. In Europe, monetary policy is more delicate to conduct with an ongoing war and the disparity in sovereign rates. On the latter point, the ECB should launch an instrument dedicated to maintaining peripheral debt to ensure the transmission of monetary policy into the economy. Furthermore, European rates are experiencing very strong movements from one day to the next and show the total uncertainty underway on rate levels. On the credit side, premiums continue to diverge by integrating the risk of recession. The strategy is to maintain a low duration, which has been increased by about a third compared to the previous month in the face of this volatility in Europe and the level reached by US rates. The average life of the fund remains low at around 11 months.