

CMB GLOBAL LUX COURT TERME EURO



August 2022

Key Data

Net Asset Value as of 31.08.2022

5 038,66 €

Total net assets

59,33 m€

Reference currency

Euro (€)

FUND DATA

Fund under Luxembourg Law

Bloomberg Ticker

CMBCTFI LX

ISIN code

LU1753743456, LU1897323413 (Inst.)

Benchmark

3-month Euribor capitalised

Recommended investment horizon

Minimum 3 months

Profit allocation

Capitalisation

NAV Frequency

Daily

Ongoing charges 0,23%

Subscription and redemption conditions

Orders are centralised every working day in Monaco at CMB Monaco at 11.00am, and executed based on the net asset value of that day. Commissions: subscriptions nil, value date T+2; redemptions nil, value date T+2

Inception date

22 March 2019

Depository Bank

CMB Monaco

23, avenue de la Costa

Principauté de Monaco

Net Asset Value

publication mode

Published in the "Journal de Monaco" and displayed at CMB Monaco headquarters and in CMB Monaco branches. Our funds' net asset values are regularly published and updated on the website www.cmb.mc

INVESTMENT UNIVERSE AND PHILOSOPHY

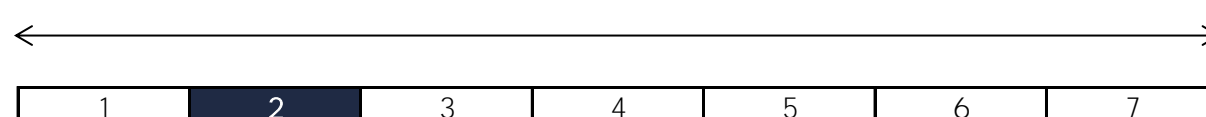
The fund GLOBAL LUX COURT TERME EURO invests in short term bonds or interest rate products with a maximum weighted average residual life of 18 months and an average rating of Investment Grade.

The management is discretionary and conviction based with weak interest rate and credit sensitivities and a strong diversification across issuers and sectors.

RISK PROFILE

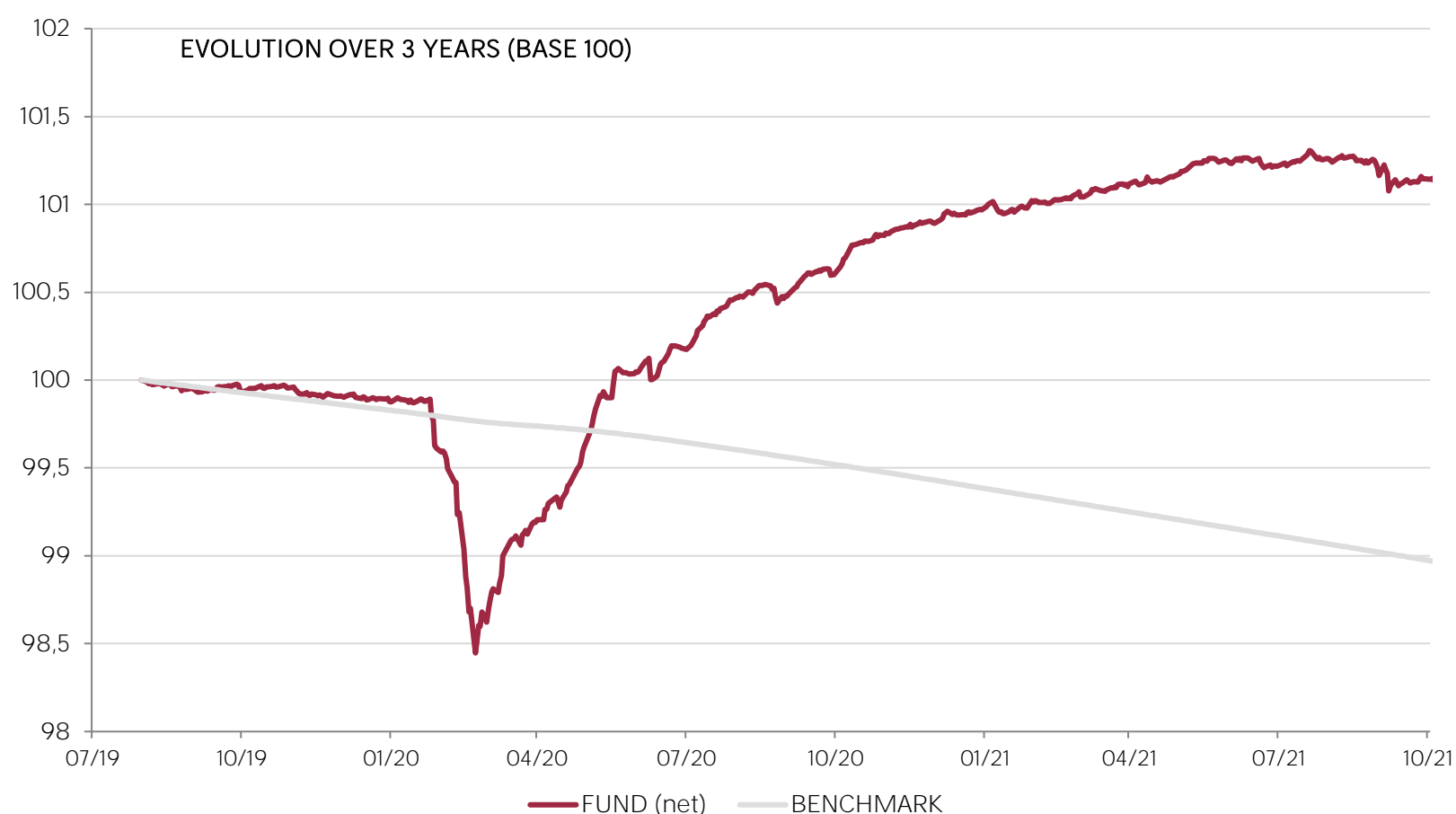
Lower risk/potential reward

Higher risk/potential reward



The risk indicator, based on past volatility, cannot cover all types of risks to which the fund may be exposed. It is possible that the past data used does not constitute a reliable indication of the future risk profile. The category associated with this fund is not a guarantee and can evolve with time. The lowest category is not synonymous with a "riskless" investment.

PERFORMANCE



Past performance is not a guarantee of future performance, nor is it constant with time and does not constitute in any case a guarantee of future performance.

CUMULATIVE PERFORMANCE	1 month	1 year	3 years	3y (ann.)	5 years	5y (ann.)
FUND (net)	0,04%	-0,75%	0,50%	0,17%		
BENCHMARK	0,04%	-0,37%	-1,30%	-0,44%		

YEARLY PERFORMANCE	2022	2021	2020	2019	2018	2017
FUND (net)	-0,58%	0,20%	0,98%	0,18%		
BENCHMARK	-0,18%	-0,55%	-0,43%	-0,29%		

COMPARABLE FUNDS - (0)						
UNIVERSE AVERAGE		-0,38%	-0,11%	-0,05%		
FUND QUANTILE IN UNIVERSE		1	1	100,00%		

CMB GLOBAL LUX COURT TERME EURO



August 2022

FUND MANAGEMENT COMPANY

Mediobanca Management Comp. SA
2 Boulevard de la Foire
L-1528 Luxembourg

FUND MANAGER



David Lasser
CMG

SUSTAINABILITY RATING

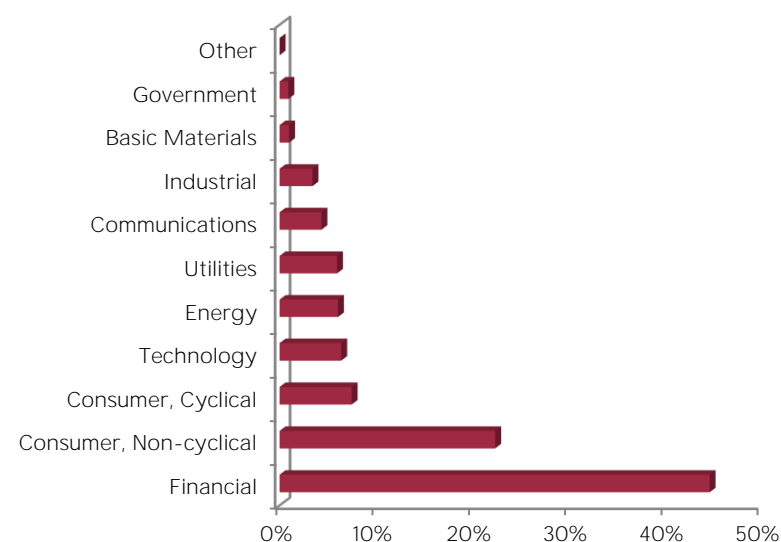


The rating is expressed as 1 to 5 “globes,” whereby a higher number of globes indicates that the portfolio has lower ESG Risk. The number of globes a fund receives is determined relative to other funds in the same Morningstar Global Category.

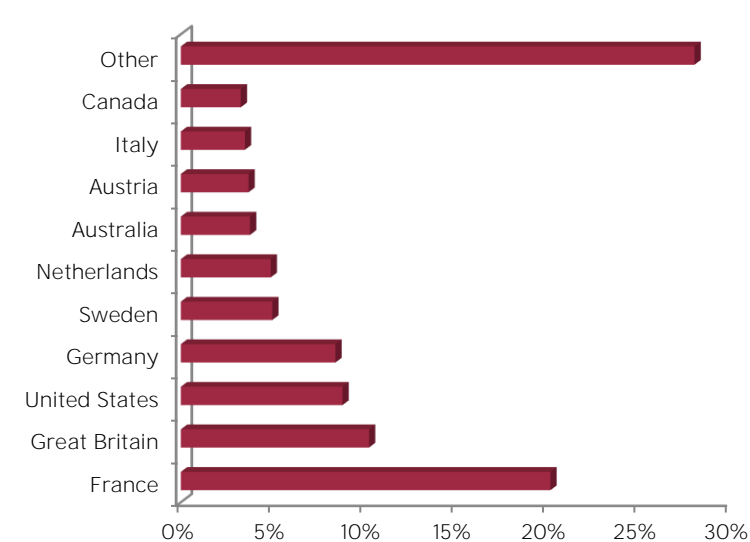
DISCLAIMER

The information contained in this document has as objective to inform the subscriber. This document is not intended as investment advice. No information or statements in this document should be considered as a recommendation. The funds under Monegasque law as well as the SICAV under Luxembourg law are exclusively distributed by CMB Monaco. Copies of this document and the complete prospectus can be obtained for free from CMB Monaco and Compagnie Monégasque de Gestion (CMG) as well as from the website www.cmb.mc.

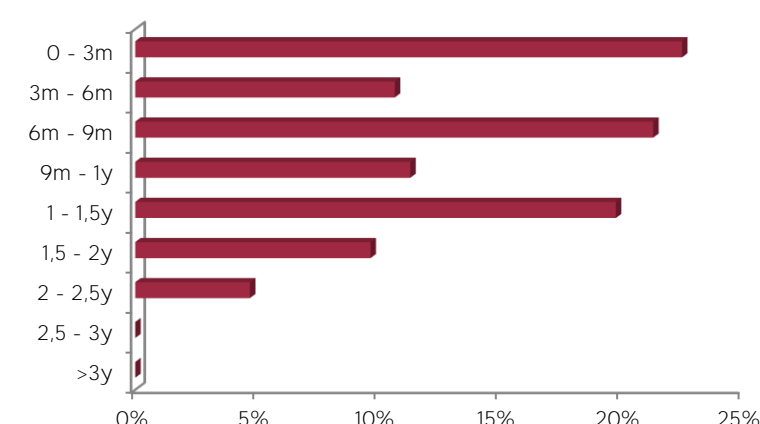
SECTOR ALLOCATION



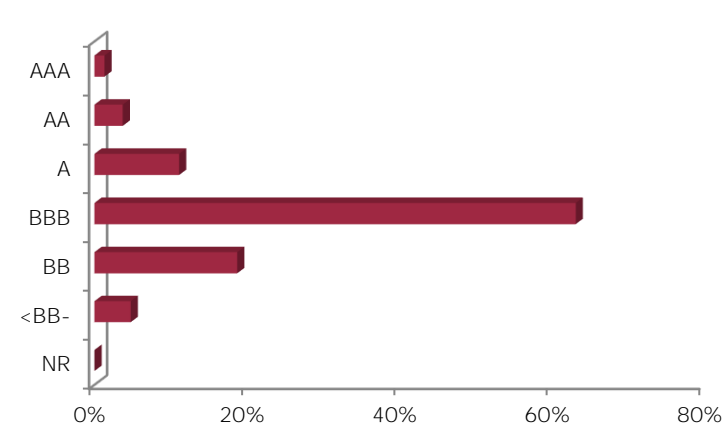
COUNTRY ALLOCATION



MATURITY ALLOCATION



RATING ALLOCATION



RISK INDICATORS

METRICS	INDICATORS
Interest Rate Sensitivity	0,32%
Credit Sensitivity	0,77%
Average Rating	BBB-
Yield	2,54%
Fund Volatility	0,45%
Maturity (except futures)	9 months

TOP 10 POSITIONS OF 107

NAME	WEIGHT
TANNER SER FIN	1,9%
CNP ASSURANCES	1,9%
INTL CONSOLIDAT	1,7%
AMS AG	1,7%
ING BANK NV	1,5%
COMMERZBANK AG	1,5%
GRUPO AVAL LTD	1,5%
DCP MIDSTREAM OP	1,5%
SSG RESOURCES	1,5%
ORIGIN ENER FIN	1,5%
<i>Total</i>	21,2%

MANAGEMENT COMMENT

The Euro and US 2-year sovereign rates rose to +1.20% and +3.49% respectively at the end of the month. High inflation is indeed the main driver of monetary policy. European yields rebounded to June levels after a sharp drop in early summer. The fear of rate fragmentation in the zone is lifted by an instrument that provides support if rates between euro zone countries diverge too widely. The sovereign spread German versus Italy is therefore under the ECB's monitoring. On the credit side, fears of a recession or energy rationing that would cause economies slow down have pushed premiums to high levels. The strategy maintains a low duration against the normalization of monetary policy and a cautious investment in credit.