

CMB GLOBAL LUX DETTE EMERGENTE EUR



October 2022

Key Data

Net Asset Value as of 31.10.2022
615,00 €

Total net assets
27,68 m€

Reference currency
Euro (€)

FUND DATA

Fund under Luxembourg Law

Bloomberg Ticker

CMBIMED LX

ISIN code

LU1257014859

Recommended investment horizon

Minimum 5 years

Profit allocation

Yearly distribution

Date of last distribution

26 June 2020

Amount distributed

36,21 €

NAV Frequency

Daily

Ongoing charges 1,67%

Subscription and redemption conditions

Orders are centralised every working day in Monaco at CMB Monaco at 11.00am, and executed based on the net asset value of that day. Commissions: subscriptions 5,0%, value date T+2; redemptions 0,7% value date T+2

Inception date

24 July 2015

Depository Bank

CMB Monaco
23, avenue de la Costa
Principauté de Monaco

Net Asset Value publication mode

Published in the "Journal de Monaco" and displayed at CMB Monaco headquarters and in CMB Monaco branches. Our funds' net asset values are regularly published and updated on the website www.cmb.mc

INVESTMENT UNIVERSE AND PHILOSOPHY

The fund **GLOBAL LUX DETTE EMERGENTE (EUR)** is a feeder fund that invests mainly in the fund Neuberger Berman Emerging Market Debt Blend Fund (the master fund). The master fund invests in sovereign and private issuer bonds issued in emerging market countries and denominated either in hard currency or in local currency. The investments denominated in hard currency refer to investments in USD, EUR, GBP, YEN and CHF. The average rating is "Investment Grade". The target allocation for emerging market bonds is 50% sovereign bonds, 25% private issuer bonds in hard currency and 25% sovereign bonds in hard currency. The fund is hedged against the US dollar.

The management is discretionary with a selection process that starts from a macroeconomic analysis and finishes with the stock choices ("Bottom-up"). The fund is diversified across strategies and geographies as well as in terms of the number of positions.

RISK PROFILE

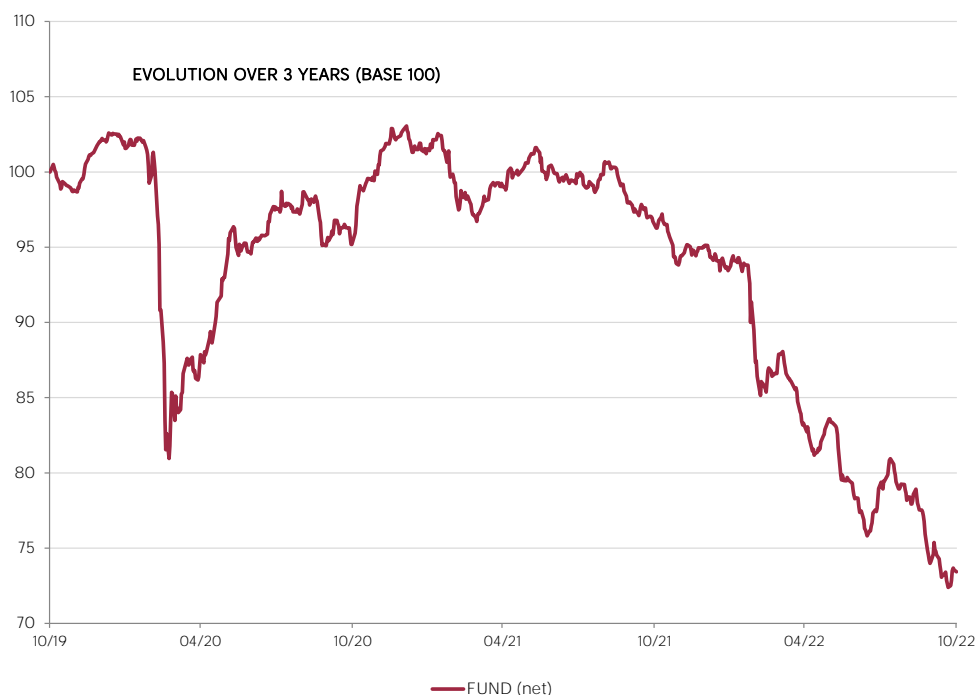
Lower risk/potential reward

Higher risk/potential reward



The risk indicator, based on past volatility, cannot cover all types of risks to which the fund may be exposed. It is possible that the past data used does not constitute a reliable indication of the future risk profile. The category associated with this fund is not a guarantee and can evolve with time. The lowest category is not synonymous with a "riskless" investment.

PERFORMANCE



Past performance is not a guarantee of future performance, nor is it constant with time and does not constitute in any case a guarantee of future performance.

CUMULATIVE PERFORMANCE	1 month	1 year	3 years	3y (ann.)	5 years	5y (ann.)
FUND (net)	-0,88%	-24,06%	-26,56%	-9,78%	-28,50%	-6,49%

YEARLY PERFORMANCE	2022	2021	2020	2019	2018	2017
FUND (net)	-22,80%	-7,44%	0,75%	9,15%	-10,58%	10,61%

COMPARABLE FUNDS - (45)						
UNIVERSE AVERAGE		0,78%	-1,95%	11,14%	-3,72%	1,28%
FUND QUARTILE IN UNIVERSE		4	1	3	4	1

CMB GLOBAL LUX DETTE EMERGENTE EUR



October 2022

FUND MANAGEMENT COMPANY

Mediobanca Management Comp. SA
2 Boulevard de la Foire
L-1528 Luxembourg

FUND MANAGER

NEUBERGER BERMAN

SUSTAINABILITY RATING

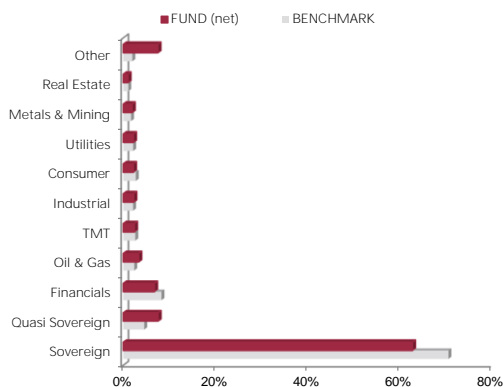


The rating is expressed as 1 to 5 “globes,” whereby a higher number of globes indicates that the portfolio has lower ESG Risk. The number of globes a fund receives is determined relative to other funds in the same Morningstar Global Category.

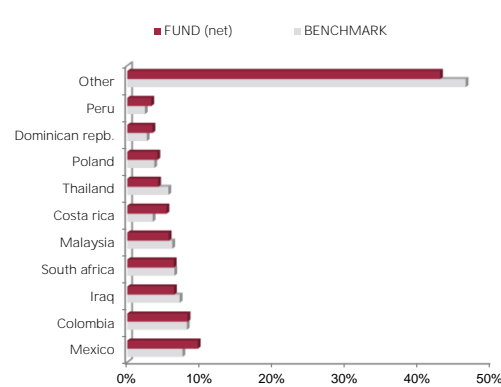
DISCLAIMER

The information contained in this document has as objective to inform the subscriber. This document is not intended as investment advice. No information or statements in this document should be considered as a recommendation. The funds under Monegasque law as well as the SICAV under Luxembourg law are exclusively distributed by CMB Monaco. Copies of this document and the complete prospectus can be obtained for free from CMB Monaco and Compagnie Monégasque de Gestion (CMG) as well as from the website www.cmb.mc.

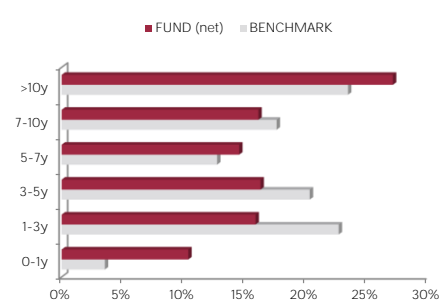
SECTOR ALLOCATION



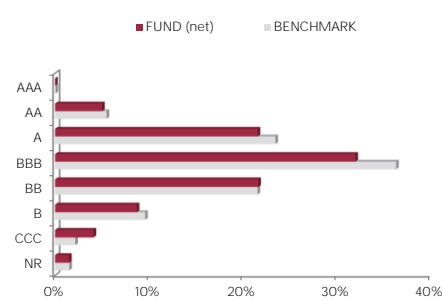
COUNTRY ALLOCATION



MATURITY ALLOCATION



RATING ALLOCATION



RISK INDICATORS

METRICS	INDICATORS
Interest Rate Sensitivity	5,04%
Average Rating	BBB-
Yield	8,02%
Fund volatility	7,62%
Maturity (except futures)	8.50

TOP 10 POSITIONS OF 534

NAME	WEIGHT
RUSSIAN FEDERATION	1,6%
MEXICO (UNITED MEXICAN ST	1,6%
INDONESIA (REPUBLIC OF)	1,5%
SOUTHERN GAS CORRIDOR CJS	1,2%
COLOMBIA (REPUBLIC OF)	1,2%
SOUTH AFRICA (REPUBLIC OF	1,2%
CHINA GOVERNMENT BOND	1,1%
POLAND GOVERNMENT BOND	1,0%
PETROLEOS MEXICANOS	0,9%
MEXICO (UNITED MEXICAN ST	0,9%
<i>Total</i>	<i>12,2%</i>

MANAGEMENT COMMENT

In October, emerging debt market indices performed negatively in local currency (-1.0%), while for debt issued in USD, indices stagnated (+0.1%) due to the relative performance of the US currency (J.P. Morgan GBI & EMBI indices).

Investor expectations of central bank policies continue to drive index movements. On the one hand, central bankers remain focused on inflation data that is still considered too high and, on the other hand, macroeconomic data published around the world show a slowdown in economic activity. Against this backdrop, financial market participants are watching for any sign of a possible easing in the monetary outlook (mainly from the US Federal Reserve) and are ready to invest in assets whose valuations have become particularly attractive in certain segments.

In general, the economies of emerging countries, and therefore the debt issued in these regions, continue to suffer from the international context and are impacted by central bank policies, the strength of the US dollar and the difficulties of the Chinese indices. The absolute performance of emerging market debt in general remains negative, but the last week of October was favorable for risky assets, including emerging market sovereign debt, with yields and credit spreads falling.