

MONACO COURT TERME EURO



February 2023

Key Data

Net Asset Value as of 28.02.2023
5 257,18 €

Total net assets
541,14 m€

Reference currency
Euro (€)

FUND DATA

Fund under Monegasque Law

Bloomberg Ticker
MONCTEU MN

ISIN code
MC0009780917, MC0010001139 (Inst. Min. 5M)

Benchmark
3-month Euribor capitalised

Recommended investment horizon
Minimum 3 months

Profit allocation
Capitalisation

NAV Frequency
Daily

Ongoing charges (max)
0,62%/0,37% (Inst.)
out of which 0,5% / 0,25% (Inst.)management fee

Subscription and redemption conditions
Orders are centralised every working day in Monaco at CMB Monaco at 11.00am, and executed based on the net asset value of that day. Commissions: subscriptions nil, value date T+1; redemptions nil, value date T+1

Inception date
28 October 1994

Depository Bank
CMB Monaco
23, avenue de la Costa
Principauté de Monaco

Net Asset Value publication mode

Published in the "Journal de Monaco" and displayed at CMB Monaco headquarters and in CMB Monaco branches. Our funds' net asset values are regularly published and updated on the website www.cmb.mc

INVESTMENT UNIVERSE AND PHILOSOPHY


The fund **MONACO COURT TERME EURO** invests in short term bonds or interest rate products with a maximum weighted average residual life of 18 months and an average rating of Investment Grade.

The management is discretionary and conviction based with weak interest rate and credit sensitivities and a strong diversification across issuers and sectors.

RISK PROFILE

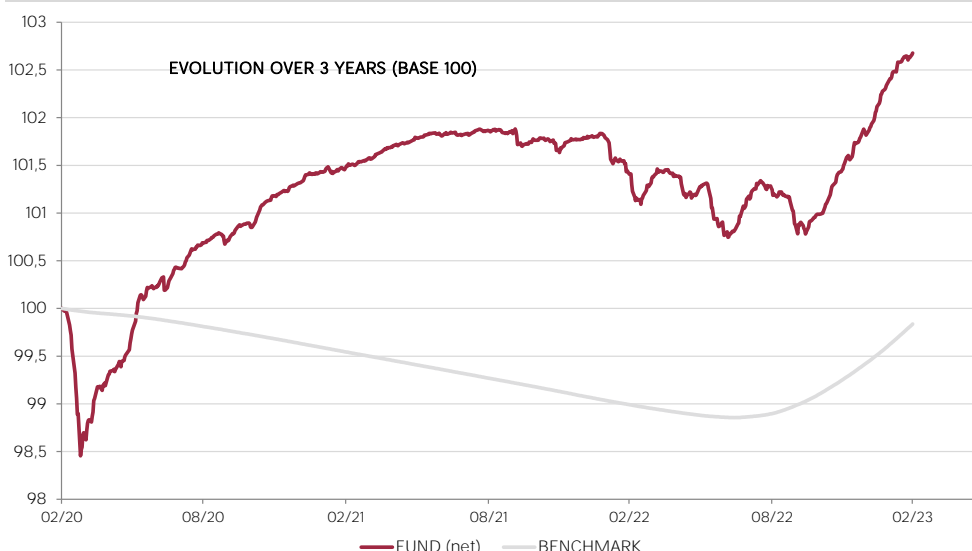
Lower risk/potential reward

Higher risk/potential reward



The risk indicator, based on past volatility, cannot cover all types of risks to which the fund may be exposed. It is possible that the past data used does not constitute a reliable indication of the future risk profile. The category associated with this fund is not a guarantee and can evolve with time. The lowest category is not synonymous with a "riskless" investment.

PERFORMANCE



Past performance is not a guarantee of future performance, nor is it constant with time and does not constitute in any case a guarantee of future performance.

CUMULATIVE PERFORMANCE	1 month	1 year	3 years	3y (ann.)	5 years	5y (ann.)
FUND (net)	0,26%	1,25%	2,68%	0,88%	3,10%	0,61%
BENCHMARK	0,21%	0,85%	-0,16%	-0,05%	-0,86%	-0,17%

YEARLY PERFORMANCE	2023	2022	2021	2020	2019	2018
FUND (net)	0,85%	0,02%	0,47%	1,10%	1,02%	-0,35%
BENCHMARK	0,41%	0,35%	-0,55%	-0,43%	-0,36%	-0,33%

COMPARABLE FUNDS - (69)						
UNIVERSE AVERAGE			-0,37%	-0,17%	0,22%	-0,98%
FUND QUARTILE IN UNIVERSE			1	1	1	1

MONACO COURT TERME EURO



February 2023

FUND MANAGEMENT COMPANY

CMG Monaco SAM
23, avenue de la Costa
Principauté de Monaco

FUND MANAGER



David Lasser
CMG

SUSTAINABILITY RATING

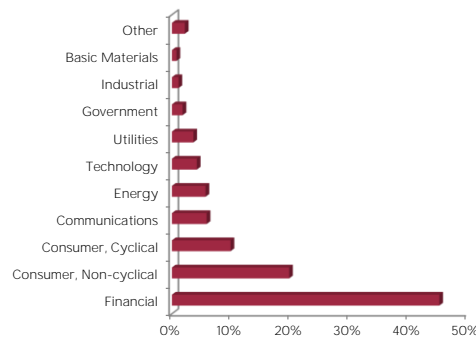


The rating is expressed as 1 to 5 "globes," whereby a higher number of globes indicates that the portfolio has lower ESG Risk. The number of globes a fund receives is determined relative to other funds in the same Morningstar Global Category.

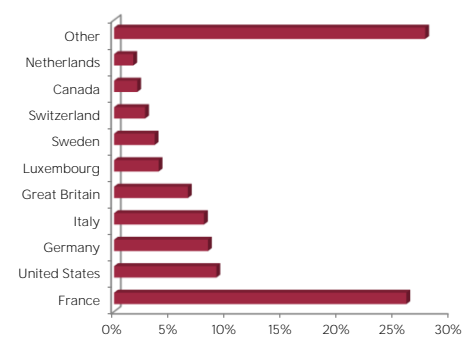
DISCLAIMER

The information contained in this document has as objective to inform the subscriber. This document is not intended as investment advice. No information or statements in this document should be considered as a recommendation. The funds under Monegasque law as well as the SICAV under Luxembourg law are exclusively distributed by CMB Monaco. Copies of this document and the complete prospectus can be obtained for free from CMB Monaco and CMG Monaco as well as from the website www.cmb.mc.

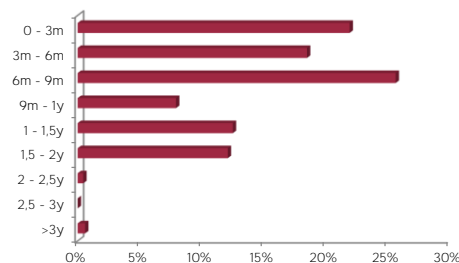
SECTOR ALLOCATION



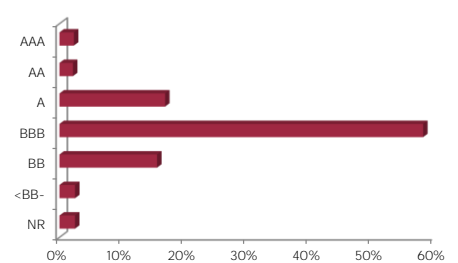
COUNTRY ALLOCATION



MATURITY ALLOCATION



RATING ALLOCATION



RISK INDICATORS

METRICS	INDICATORS
Interest Rate Sensitivity	0,66%
Credit Sensitivity	0,66%
Average Rating	BBB-
Yield	4,05%
Fund Volatility	0,56%
Maturity (except futures)	9 months

TOP 10 POSITIONS OF 133

NAME	WEIGHT
NEXITY	2,8%
EESTI ENERGIA AS	2,1%
ELIS SA	2,1%
ANTARES HOLDINGS	2,1%
HOIST FINANCE AB	2,1%
COMMERZBANK AG	2,0%
DIRECTV HLDGS/FN	1,9%
UBISOFT ENTERTAI	1,9%
ORLEN CAPITAL	1,9%
KORIAN SA	1,8%
<i>Total</i>	<i>20,7%</i>

MANAGEMENT COMMENT

Euro and US 2 years sovereign yields rebounded on the month by +0.48% and +0.61%. US inflation excluding food and energy for January came out at 5.4% above expectations of 4.9%. In the Eurozone, inflation was reported at 8.6%. The markets are anticipating tighter monetary policies over time as long as inflation does not return to its 2% target. The credit market has reacted in a mixed way with these expectations of higher rates for longer. Moreover, companies are more present in the primary market on short maturities to avoid to freeze the high cost of their financing in the long term. The month's performance is linked to the carry (+3.49% annual gross). The strategy for the moment is to maintain a low duration in the eurozone and to invest in investment grade bonds after the very good performance of credit since October 2022.