

MONACTION ESG EUROPE



December 2023

Key Data

Net Asset Value as of 29.12.2023

1 832,57 €

Total net assets

16,09 m€

Reference currency

Euro (€)

FUND DATA

Fund under Monegasque Law

Bloomberg Ticker

MONAEUR MN

ISIN code

MC0009778887

Benchmark

95% MSCI Europe Total Return
5% ESTR

Recommended investment horizon

Minimum 5 years

Profit allocation

Capitalisation

NAV Frequency

Daily

Ongoing charges 1,62%

out of which 1,50% management fee

Performance fees can be levied, the calculation method can be seen on the prospectus

Subscription and redemption conditions

Orders are centralised every working day in Monaco at CMB Monaco at 11.00am, and executed based on the net asset value of that day. Commissions: subscriptions 2,5%, value date T+2; redemptions 1,25% value date T+2

Inception date

19 June 1998

Depository Bank

CMB Monaco
17, avenue des Spélugues
Principauté de Monaco

Net Asset Value publication mode

Published in the "Journal de Monaco" and displayed at CMB Monaco headquarters and in CMB Monaco branches. Our funds' net asset values are regularly published and updated on the website www.cmb.mc

INVESTMENT UNIVERSE AND PHILOSOPHY

The fund MONACTION ESG EUROPE invests in large cap European equities.

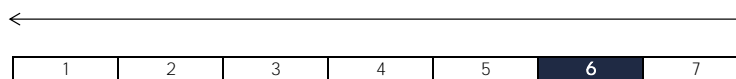
The management style is quantitative consists of an intrinsic analysis of each company ("bottom-up"), driven by a model which is linked to four factors: earnings trend (or momentum), share price trend, quality and the value of the stock. The model seeks to maximise the Sharpe ratio with a minimum variance approach. The fund is strongly diversified and does not have as objective to replicate its benchmark.

On July 12, 2023, the fund's portfolio was adapted to include an ESG approach. Previously, the management method only marginally took this ESG approach into account.

RISK PROFILE

Lower risk/potential reward

Higher risk/potential reward



The risk indicator, based on past volatility, cannot cover all types of risks to which the fund may be exposed. It is possible that the past data used does not constitute a reliable indication of the future risk profile. The category associated with this fund is not a guarantee and can evolve with time. The lowest category is not synonymous with a "riskless" investment.

PERFORMANCE



Past performance is not a guarantee of future performance, nor is it constant with time and does not constitute in any case a guarantee of future performance.

CUMULATIVE PERFORMANCE	1 month	1 year	3 years	3y (ann.)	5 years	5y (ann.)
FUND (net)	4,17%	15,36%	27,74%	8,50%	40,96%	7,11%
BENCHMARK	3,54%	15,20%	29,78%	9,08%	56,89%	9,43%

YEARLY PERFORMANCE	2023	2022	2021	2020	2019	2018
FUND (net)	15,36%	-8,56%	21,10%	-7,68%	19,53%	-13,45%
BENCHMARK	15,20%	-8,97%	23,75%	-2,99%	24,61%	-10,05%

COMPARABLE FUNDS - (187)						
UNIVERSE AVERAGE			22,64%	-1,26%	24,14%	-13,31%
FUND QUARTILE IN UNIVERSE			3	4	4	3

MONACTION ESG EUROPE



December 2023

FUND MANAGEMENT COMPANY

CMG Monaco SAM
17, avenue des Spélugues
Principauté de Monaco

FUND MANAGER



MEDIOBANCA
SOCIETÀ GESTIONE RISPARMIO

SUSTAINABILITY RATING

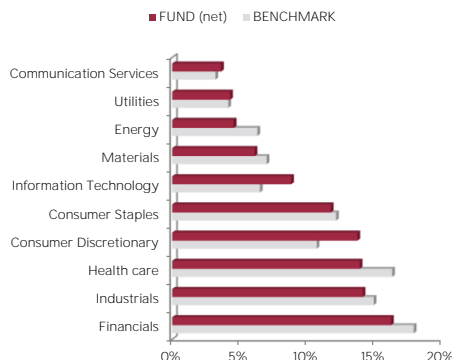


The rating is expressed as 1 to 5 "globes," whereby a higher number of globes indicates that the portfolio has lower ESG Risk. The number of globes a fund receives is determined relative to other funds in the same Morningstar Global Category.

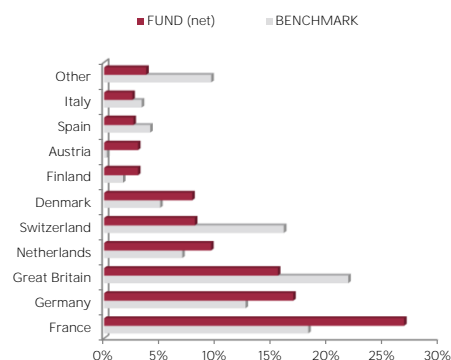
DISCLAIMER

The information contained in this document has as objective to inform the subscriber. This document is not intended as investment advice. No information or statements in this document should be considered as a recommendation. The funds under Monegasque law as well as the SICAV under Luxembourg law are exclusively distributed by CMB Monaco. Copies of this document and the complete prospectus can be obtained for free from CMB Monaco and CMG Monaco as well as from the website www.cmb.mc.

SECTOR ALLOCATION



COUNTRY ALLOCATION



TOP 10 POSITIONS OF 112

NAME	COUNTRY	SECTOR	WEIGHT
R STOXX 50 MAR 15.03.2024	Denmark	-	4,0%
NOVO NORDISK-B	Denmark	Health care	3,6%
KERING	France	Consumer Discretionary	3,6%
HSBC HOLDINGS PL	Great Britain	Financials	3,2%
NOVARTIS AG-REG	Switzerland	Health care	3,0%
ASTRAZENECA PLC	Great Britain	Health care	2,9%
KION GROUP AG	Germany	Industrials	2,4%
ASML HOLDING NV	Netherlands	Information Technology	2,4%
LVMH MOET HENNE	France	Consumer Discretionary	2,2%
AMS-OSRAM AG	Austria	Information Technology	2,2%
Total			29,8%

MANAGEMENT COMMENT

December ended on a positive note for the equity markets, bringing to a close a very favourable year for the asset class. Indeed, in 2023, it was important not to forget to invest in Western stock markets, with the main European indices often recording performances close to or in excess of +20%. Over the month, the Eurostoxx50 gained +3.2%, with the German (DAX +3.3%) and, above all, Swedish (OMX +7.3%) indices doing particularly well.

The general tone of central bank speeches shows that policymakers are confident that they have achieved a sufficiently restrictive monetary policy stance. These communications are perceived as accommodative, and are pushing up the odds of rate cuts for the first half of 2024. As a result, the debate is now focused on the rate pivot that will protect the economy's soft landing. This context is favorable to risky assets, and should enable equity markets to continue their upward trend despite investor concerns. Consequently, provided inflation does not resurface, cyclical equities could continue to perform well in the months ahead.

It's interesting to note that, in December, investors' risk aversion was not prevalent. Chemical and industrial companies (e.g. Lanxess, Kion) largely underpinned the Fund's solid performance, while defensive stocks (e.g. Merck, Carrefour) declined.