

MONACO COURT TERME USD



February 2024

Key Data

Net Asset Value as of 29.02.2024

\$ 6 867,41 (R), \$ 110 837,17 (I)

Total net assets

\$ 277,28m

Reference currency

US Dollar (\$)

FUND DATA

Fund under Monegasque Law

Bloomberg Ticker

MONCTUS MN

ISIN code

MC0010000206, MC0010001121 (Inst. Min. 5M)

Indice de référence

Libor USD 3-month capitalised

Recommended investment horizon

Minimum 3 months

Profit allocation

Capitalisation

NAV Frequency

Daily

Ongoing charges (max)

0,62%/0,47% (Inst.)

out of which 0,5% / 0,35%

(Inst.)management fee

Subscription and redemption conditions

Orders are centralised every working day in Monaco at CMB Monaco at 11.00am, and executed based on the net asset value of that day. Commissions: subscriptions nil, value date T+1; redemptions nil, value date T+1

Inception date

14 April 2006

Depository Bank

CMB Monaco
17, avenue des Spélugues
Principauté de Monaco

Net Asset Value

publication mode

Published in the "Journal de Monaco" and displayed at CMB Monaco headquarters and in CMB Monaco branches. Our funds' net asset values are regularly published and updated on the website www.cmb.mc

INVESTMENT UNIVERSE AND PHILOSOPHY

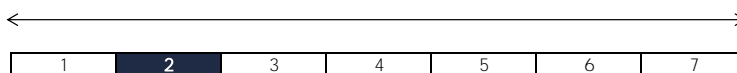
The fund **MONACO COURT TERME USD** invests in short term bonds or interest rate products with a maximum weighted average residual life of 18 months and an average rating of Investment Grade.

The management is discretionary and conviction based with weak interest rate and credit sensitivities and a strong diversification across issuers and sectors.

RISK PROFILE

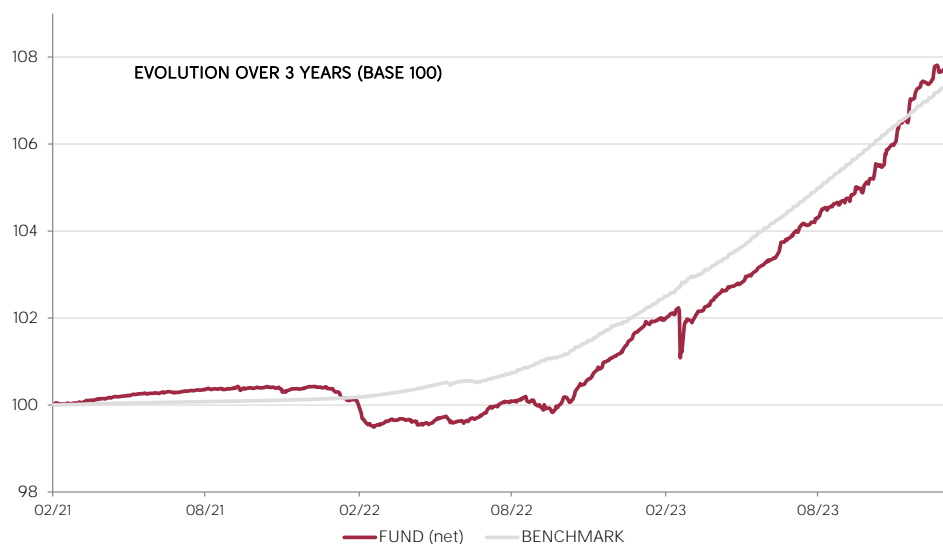
Lower risk/potential reward

Higher risk/potential reward



The risk indicator, based on past volatility, cannot cover all types of risks to which the fund may be exposed. It is possible that the past data used does not constitute a reliable indication of the future risk profile. The category associated with this fund is not a guarantee and can evolve with time. The lowest category is not synonymous with a "riskless" investment.

PERFORMANCE SHARE CLASS R



Past performance is not a guarantee of future performance, nor is it constant with time and does not constitute in any case a guarantee of future performance.

CUMULATIVE PERFORMANCE	1 month	1 year	3 years	3y (ann.)	5 years	5y (ann.)
FUND (net)	0,07%	5,92%	8,07%	2,62%	13,47%	2,56%
BENCHMARK	0,41%	5,22%	7,86%	2,56%	10,71%	2,06%

YEARLY PERFORMANCE	2024	2023	2022	2021	2020	2019
FUND (net)	0,58%	6,22%	0,73%	0,56%	2,20%	3,39%
BENCHMARK	0,84%	5,01%	1,73%	0,16%	0,66%	2,39%

COMPARABLE FUNDS - (41)						
UNIVERSE AVERAGE		5,35%	-2,41%	-0,19%	2,09%	3,46%
FUND QUARTILE IN UNIVERSE		1	1	1	2	2

MONACO COURT TERME USD




February 2024

FUND MANAGEMENT COMPANY

CMG Monaco SAM
17, avenue des Spélugues
Principauté de Monaco

FUND MANAGER



David Lasser
CMG



SUSTAINABILITY RATING



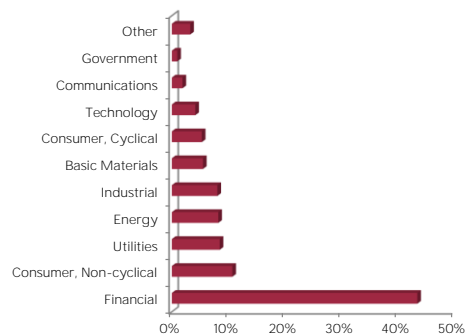
MORNINGSTAR®

The rating is expressed as 1 to 5 “globes,” whereby a higher number of globes indicates that the portfolio has lower ESG Risk. The number of globes a fund receives is determined relative to other funds in the same Morningstar Global Category.

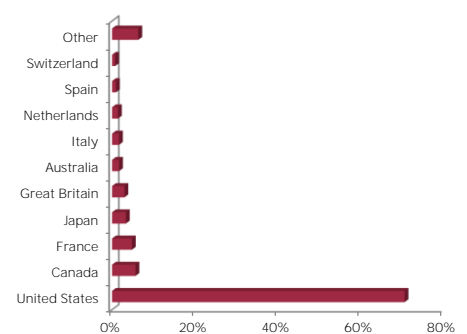
DISCLAIMER

The information contained in this document has as objective to inform the subscriber. This document is not intended as investment advice. No information or statements in this document should be considered as a recommendation. The funds under Monegasque law as well as the SICAV under Luxembourg law are exclusively distributed by CMB Monaco. Copies of this document and the complete prospectus can be obtained for free from CMB Monaco and CMG Monaco as well as from the website www.cmb.mc.

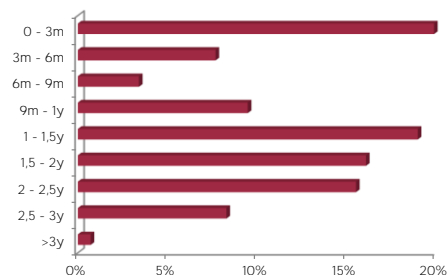
SECTOR ALLOCATION



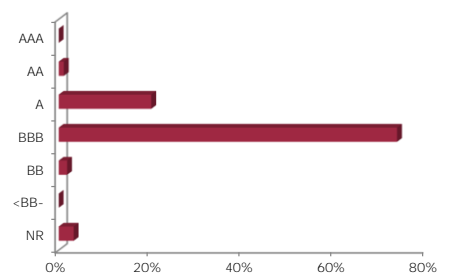
COUNTRY ALLOCATION



MATURITY ALLOCATION



RATING ALLOCATION



RISK INDICATORS

METRICS	INDICATORS
Duration	1,28%
Credit Sensitivity	1,22%
Average Rating	BBB
Yield	5,82%
Fund Volatility	1,53%
Maturity (except futures)	16 months

TOP 10 POSITIONS OF 143

NAME	WEIGHT
JBS USA/FOOD/FIN	1,3%
EXELON GENERATIO	1,3%
JPMORGAN CHASE	1,2%
REL STAN LIFE II	1,2%
MANUF & TRADERS	1,2%
BGC GROUP INC	1,2%
ELEMENT FLEET MA	1,2%
CANTOR FITZGERAL	1,1%
SANTANDER HOLD	1,1%
AVNET INC	1,1%
Total	11,9%

MANAGEMENT COMMENT

The 2-year US Treasury rose to +4.62%. The probability of a rate cut by the US central bank in June has fallen to 58%, whereas at the start of the year the market was expecting 2 rate cuts done by that date. Central banks are keeping their monetary policy unchanged for longer, as the fight against inflation is not over. The PCE, services excluding energy and housing, remains high at 2.7%. Furthermore, the second estimate of US gross domestic product for Q4 2023 is 3.2%. In this environment, credit premiums are at low levels, with investment grade representing 98% of the portfolio. The fund's carry grew over the month, with a yield of +5.75% gross.