

MONACO PATRIMOINE SÉCURITÉ EURO



February 2024

Key Data

Net Asset Value as of 29.02.2024

1 486,02 €

Total net assets

5,05 m€

Reference currency

Euro (€)

FUND DATA

Fund under Monegasque Law

Bloomberg Ticker

MONPSEU MN

ISIN code

MC0009780859

Benchmark

15% MSCI Europe Total Return

65% ICE BofA Euro Large Cap Index

10% MSCI World ex Europe Total Return

10% ICE BofAML Euro Treasury Bill Index

Recommended investment horizon

Minimum 3 years

Profit allocation

Capitalisation

NAV Frequency

Daily

Ongoing charges 1,12%

out of which 1,00% management fee

Performance fees can be levied, the calculation method can be seen on the prospectus

Subscription and redemption conditions

Orders are centralised every working day in Monaco at CMB Monaco at 11.00am, and executed based on the net asset value of that day. Commissions: subscriptions 2,0%, value date T+2; redemptions 1,25% value date T+2

Inception date

19 June 1998

Depository Bank

CMB Monaco

17, avenue des Spélugues

Principauté de Monaco

Net Asset Value

publication mode

Published in the "Journal de Monaco" and displayed at CMB Monaco headquarters and in CMB Monaco branches. Our funds' net asset values are regularly published and updated on the website www.cmb.mc

INVESTMENT UNIVERSE AND PHILOSOPHY

The fund **MONACO PATRIMOINE SECURITE EURO** invests mainly in equity, bond and alternative funds with an equity exposition between 15% and 35% of the total fund.

The management is discretionary and prioritises asset class allocation with a strong diversification across sectors and geographies as well as in terms of the number of positions.

RISK PROFILE

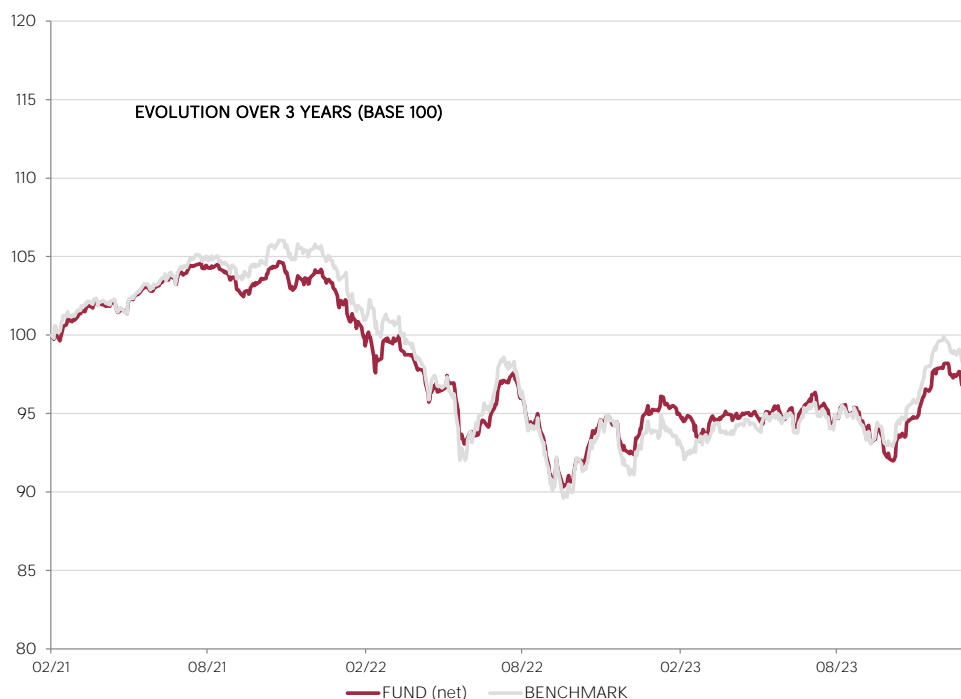
Lower risk/potential reward

Higher risk/potential reward



The risk indicator, based on past volatility, cannot cover all types of risks to which the fund may be exposed. It is possible that the past data used does not constitute a reliable indication of the future risk profile. The category associated with this fund is not a guarantee and can evolve with time. The lowest category is not synonymous with a "riskless" investment.

PERFORMANCE



Past performance is not a guarantee of future performance, nor is it constant with time and does not constitute in any case a guarantee of future performance.

CUMULATIVE PERFORMANCE	1 month	1 year	3 years	3y (ann.)	5 years	5y (ann.)
FUND (net)	0,42%	4,28%	-1,21%	-0,40%	0,66%	0,13%
BENCHMARK	0,15%	7,47%	-0,26%	-0,09%	8,57%	1,66%

YEARLY PERFORMANCE	2024	2023	2022	2021	2020	2019
FUND (net)	0,61%	6,05%	-11,00%	4,46%	-1,72%	6,86%
BENCHMARK	-0,04%	9,12%	-13,41%	5,87%	2,76%	9,41%

COMPARABLE FUNDS - (52)						
UNIVERSE AVERAGE		8,41%	-13,41%	4,09%	0,68%	7,08%
FUND QUARTILE IN UNIVERSE		3	3	3	4	3

MONACO PATRIMOINE SÉCURITÉ EURO



February 2024

FUND MANAGEMENT COMPANY

CMG Monaco SAM
17, avenue des Spélugues
Principauté de Monaco

FUND MANAGER



SUSTAINABILITY RATING



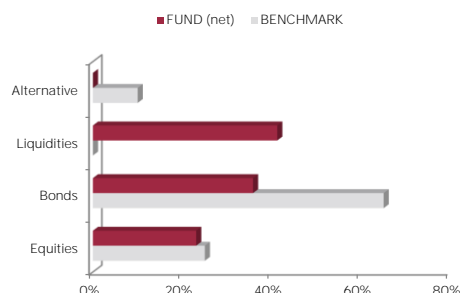
The rating is expressed as 1 to 5 “globes,” whereby a higher number of globes indicates that the portfolio has lower ESG Risk. The number of globes a fund receives is determined relative to other funds in the same Morningstar Global Category.

DISCLAIMER

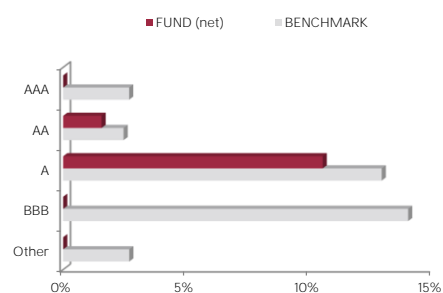
The information contained in this document has as objective to inform the subscriber. This document is not intended as investment advice. No information or statements in this document should be considered as a recommendation. The funds under Monegasque law as well as the SICAV under Luxembourg law are exclusively distributed by CMB Monaco. Copies of this document and the complete prospectus can be obtained for free from CMB Monaco and CMG Monaco as well as from the website www.cmb.mc.

The index data BofA Merrill Lynch 1-10 years Euro Govt is the property of ICE Data Indices, LLC, its affiliates (“ICE Data”) and/or its Third Party Suppliers and has been licensed for use by CMB Monaco. ICE Data and its Third Party Suppliers accept no liability in connection with its use. See prospectus for a full copy of the Disclaimer.

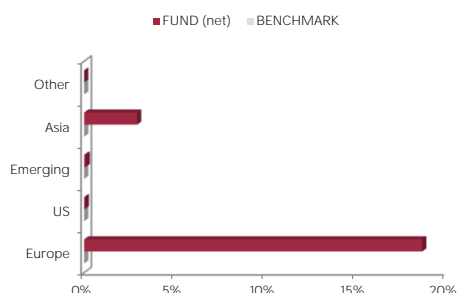
ASSET ALLOCATION



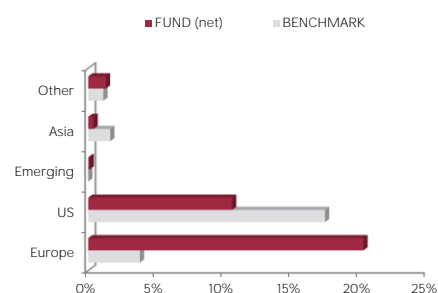
RATING ALLOCATION BONDS



COUNTRY ALLOCATION EQUITIES



COUNTRY ALLOCATION BONDS



LIMITS

TYPE	LIMIT	MIN/MAX
EQUITIES	15%	Minimum
EQUITIES	35%	Maximum
BONDS	55%	Minimum
ALTERNATIVE	10%	Maximum

TOP 10 POSITIONS OF 857

NAME	WEIGHT
ROCHE HLDG-GENUS	0,6%
ASTRAZENECA PLC	0,4%
NOVARTIS AG-REG	0,4%
BAYER AG-REG	0,4%
DANONE	0,4%
SAMPO OYJ-A SHS	0,4%
ALLIANZ SE-REG	0,4%
ANHEUSER-BUSCH I	0,4%
INFINEON TECH	0,4%
BANQ FED CRD MUT	0,3%
Total	3,9%

MANAGEMENT COMMENT AS OF JANUARY 2024

The world's stock markets ended January with gains across the board, with the exception of China and the emerging countries. In the United States, the Nasdaq gained +1.0% and the S&P 500 +1.6%. Japanese equities gained +8.4% (Nikkei 225), China lost -6.3% (CSI 300) and emerging equities lost -4.7% (MSCI Emerging). Europe (Eurostoxx 50) was up 2.8%. On the fixed-income side, risk premiums in the Investment Grade category rose very slightly, from 58 to 60 basis points (Itraxx 5 years). Finally, risk-free rates are up (the German 10-year has risen from 2.02% to 2.17%).

The year is getting off to a volatile start. Expectations of rate cuts in Europe and the United States seemed a little too optimistic. Be that as it may, from a macroeconomic point of view, we are witnessing anticipated growth for 2024 of 0.8% for Japan, 4.6% for China, 0.5% for Europe and 4.4% for the emerging countries. But more than these figures, it is the second derivative that needs to be monitored, and this is rising in the United States and in emerging countries excluding China, but with no trend for the other countries. Chinese growth is still handicapped by the property slump and a crisis of confidence among economic agents. Japan is helped by a weak currency and low interest rates.

Equity markets outside China are benefiting from positive revisions to global growth. Global growth is resilient, and positive surprises could come from restocking or from measures announced in China to support its economy. European and US interest rates and macroeconomic figures should continue to fuel market volatility.