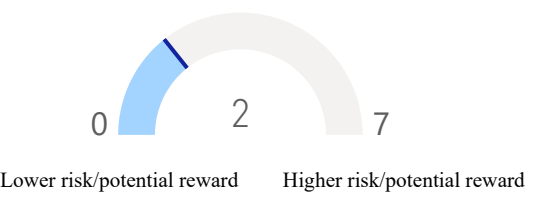


Investment objective

The fund MEDIOBANCA SHORT TERM CREDIT EURO invests in short term bonds or interest rate products with a maximum weighted average residual life of 18 months and an average rating of Investment Grade. The management is discretionary and conviction based with low sensitivity to credit and interest rate movements, and a strong diversification across issuers and sectors.

Risk profile\*



Recommended Time Horizon: 3 months

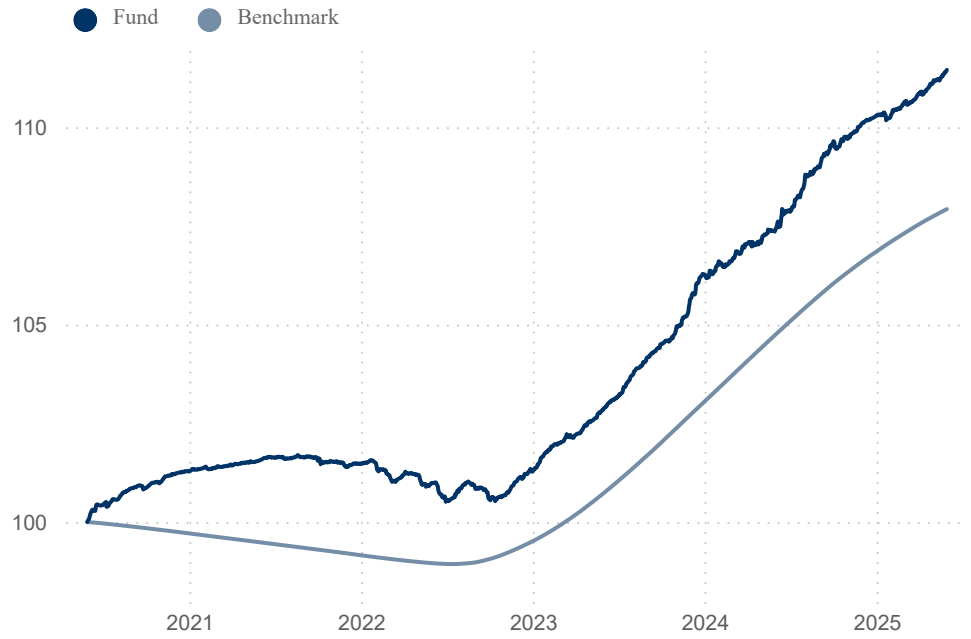
The fund is exposed to general investment risk. Investors may be subject to loss and there is no guarantee of the repayment of principal.

The fund invests in debt securities which may be subject to interest rate, credit and counterparty risks and risk relating to below investment grade and unrated debt securities, etc.

Key Data

|                         |  |
|-------------------------|--|
| Total Net Assets        | 86.15m EUR   |
| Reference Currency      | EUR  |
| Inception Date          | 22/03/2019   |
| Legal Form              | Fund under Luxembourg Law  |
| Benchmark               | 3-month Euribor Capitalised  |
| Valuation               | Daily  |
| Custodian               | BNP Paribas - Luxembourg Br<br>60, avenue J.F. Kennedy<br>1855 Luxembourg<br>Grand Duchy of Luxembourg |
| Management Company      | Mediobanca Mgt Comp.<br>SA2 Boulevard de la Foire<br>L-1528 Luxembourg                                 |
| Investment Manager      | CMG  |
| Sustainability Rating** |  |

Performance (basis EUR) - Evolution over 5 years (base 100)



Past performance is not a guarantee of future performance, nor is it constant with time and does not constitute in any case a guarantee of future performance.

| Cumulated performances | 1 month | 1 year | 3 years | 3 y (ann.) | 5 years | 5 y (ann.) |
|------------------------|---------|--------|---------|------------|---------|------------|
| Fund                   | 0.31    | 3.77   | 10.37   | 3.34       | 11.45   | 2.19       |
| Benchmark              | 0.18    | 3.03   | 9.06    | 2.93       | 7.92    | 1.54       |

| Annual performance | 2025 | 2024 | 2023 | 2022 | 2021  |
|--------------------|------|------|------|------|-------|
| Fund               | 1.05 | 3.78 | 4.94 | -0.2 | 0.2   |
| Benchmark          | 1.01 | 3.72 | 3.53 | 0.35 | -0.55 |

Manager Comments

The German 2-year sovereign yield rebounded slightly by 9bps over the month to end at +1.776%. Volatility continued to fall, and May was a positive month for risky assets. Corporate credit spreads tightened overall. The extreme risks that emerged in April, linked to the US administration's political programme, have since been factored into valuations. And the season of solid results in the first half of the year has helped to restore investor confidence. Many bonds bought during the volatility spike have returned to their highs. The rating model of the securities in the portfolio has moved up to a soft BBB- or BBB in average following the purchase of High Yield securities in mid-April. Total duration is stable at around 9 months.

# MEDIOBANCA SHORT TERM CREDIT EUR

2.65

Gross yield (%)

BBB+

Average Rating

0.79

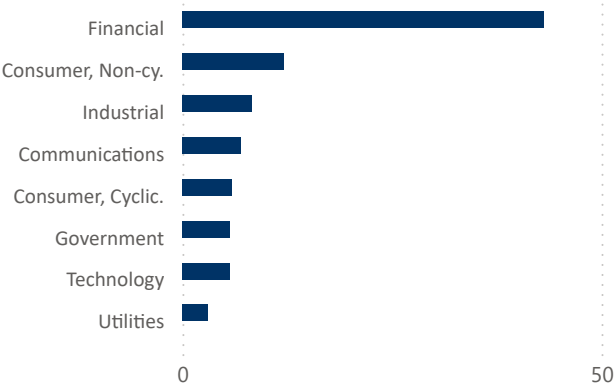
Duration

8.97m

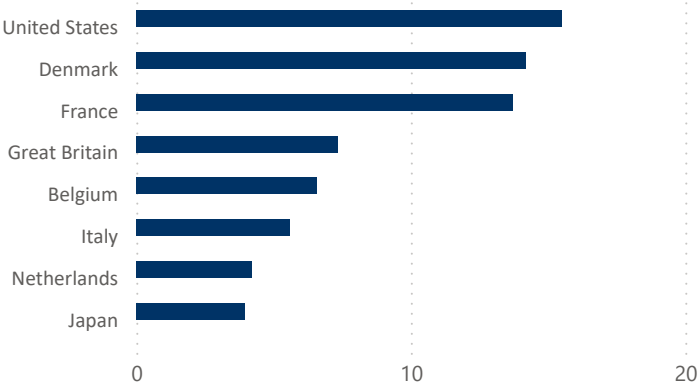
Maturity (exc. Futures)

## Sector allocation (%)

Fund Benchmark



## Region allocation (%)

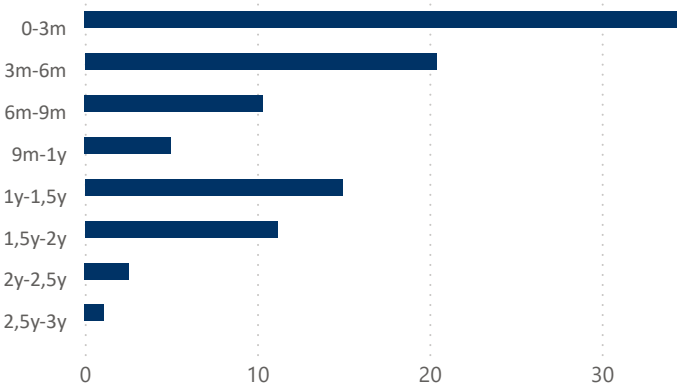


| ISIN         | CCY | SHARE        | DISTRIBUTION | FEE MAX | INC. MGT |
|--------------|-----|--------------|--------------|---------|----------|
| LU1753743456 | EUR | Retail       | Accumulation | 0,5%    | 0,5%     |
| LU1897323413 | EUR | Instit (>5m) | Accumulation | 0,3%    | 0,3%     |

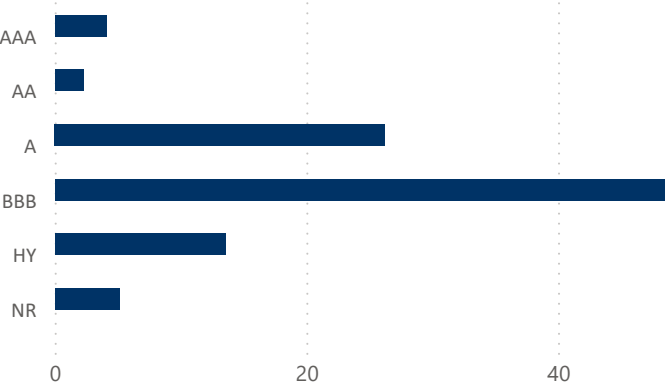
## Top 10 positions

| NAME             | FUND (%) |
|------------------|----------|
| DEUTSCHE POST AG | 2.73     |
| SELENA           | 2.73     |
| LEG IMMOBILIEN   | 2.70     |
| FEMSA            | 2.64     |
| STMICROELECTRON  | 2.62     |
| MITSUB HC CAP UK | 2.25     |
| GRP BRUXELLES    | 2.20     |
| ALPHA TRAINS FIN | 1.88     |
| IPSOS SA         | 1.68     |
| OTP BANKA DD     | 1.53     |
| Total            | 22.96    |

## Maturity allocation (%)



## Rating allocation (%)



## Subscription and redemption conditions

Orders are centralised every working day at BNP Lux Branch at 11.00am, and executed based on the net asset value of that day.

Commissions: subscriptions 0,50%, value date J+1; redemption 0,50% value date J+1

## Net Asset Value publication mode

Published in the “Journal de Monaco” and displayed at CMB Monaco headquarters and in CMB Monaco branches. Our funds’ net asset values are regularly published and updated on the website [www.cmb.mc](http://www.cmb.mc)

## Disclaimer

The information contained in this document has as objective to inform the subscriber. This document is not intended as investment advice. No information or statements in this document should be considered as a recommendation. The funds under Monegasque law as well as the SICAV under Luxembourg law are exclusively distributed by CMB Monaco. Copies of this document and the complete prospectus can be obtained for free from CMB Monaco and CMG Monaco as well as from the website [www.cmb.mc](http://www.cmb.mc). The index data ICE BoFAML EMU Corporate 1-10 years is the property of ICE Data Indices, LLC, its affiliates (“ICE Data”) and/or its Third Party Suppliers and has been licensed for use by CMB Monaco. ICE Data and its Third Party Suppliers accept no liability in connection with its use. See prospectus for a full copy of the Disclaimer.

ESG risk: Although the portfolio manager intends to implement the ESG investment process as described in the Mediobanca Group sustainability policy (<https://www.mediobanca.com/en/sustainability/esg-and-the-focus-on-consumers/esg-in-our-group.html>) and on the CMB Monaco website (<https://www.cmb.mc/sites/default/files/2022-05/CMG%20MONACO%20ESG%20POLICY.pdf>), the success of the ESG strategy largely depends on third-party data providers as well as their methodologies and IT systems. These data are not systematically tested or verified by the manager. Consequently, the manager may invest in or divest from a security based on information provided by a third party that may later prove to be inconsistent with the fund's criteria. This could occur when the provider considers additional information that causes the investment to no longer meet the investment criteria. Moreover, multiple providers may be used; however, different providers may present differences, discrepancies, or inconsistencies regarding information related to certain companies. Therefore, in some cases, an internal assessment is conducted to evaluate the company's involvement in a certain activity or controversy. In these cases, the manager does not guarantee that the internal evaluations meet investors' expectations regarding investment or divestment according to the ESG investment process.

\* The risk indicator, based on past volatility, cannot cover all types of risks to which the fund may be exposed. It is possible that the past data used does not constitute a reliable indication of the future risk profile. The category associated with this fund is not a guarantee and can evolve with time. The lowest category is not synonymous with a “riskless” investment.

\*\* The rating is expressed as 1 to 5 “globes,” whereby a higher number of globes indicates that the portfolio has lower ESG Risk. The number of globes a fund receives is determined relative to other funds in the same Morningstar Global Category.