



CMB

Compagnie Monégasque
de Banque

Key Data

Net Asset Value as of 30.04.2019

1 012,18 €

Total net assets

39,03 m€

Reference currency

Euro (€)

FUND DATA

Fund under Luxembourg Law

Bloomberg Ticker

CMBIMCA LX

ISIN code

LU1248400076

Benchmark

85% ICE BoFAML EMU Corporate 1-10 years
15% Eonia

Recommended investment horizon

Minimum 3 years

Profit allocation

Capitalisation

NAV Frequency

Daily

Management commission

1,50%

Subscription and redemption conditions

Orders are centralised every working day in Monaco at Compagnie Monégasque de Banque at 11.00am, and executed based on the net asset value of that day. Commissions: subscriptions 5,0%, value date T+2; redemptions 0,5% value date T+2

Inception date

24 July 2015

Depositary Bank

Compagnie Monégasque de Banque SAM
23, avenue de la Costa
Principauté de Monaco

Net Asset Value publication mode

Published in the "Journal de Monaco" and displayed at the CMB headquarters and in CMB branches. Our funds' net asset values are regularly published and updated on the website www.cmb.mc

INVESTMENT UNIVERSE AND PHILOSOPHY

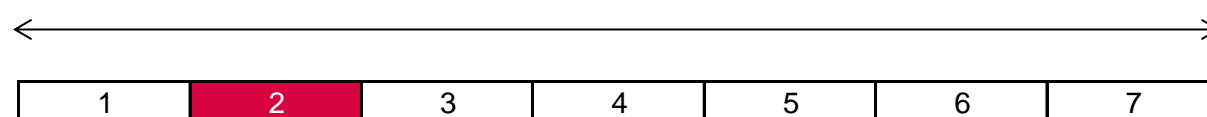
The fund **GLOBAL LUX CORPORATE** invests mainly in private issuer "Investment Grade" bonds denominated in euro.

The management is discretionary and conviction based and the fund is diversified across sectors, ratings, interest rate sensitivities and seniorities.

RISK PROFILE

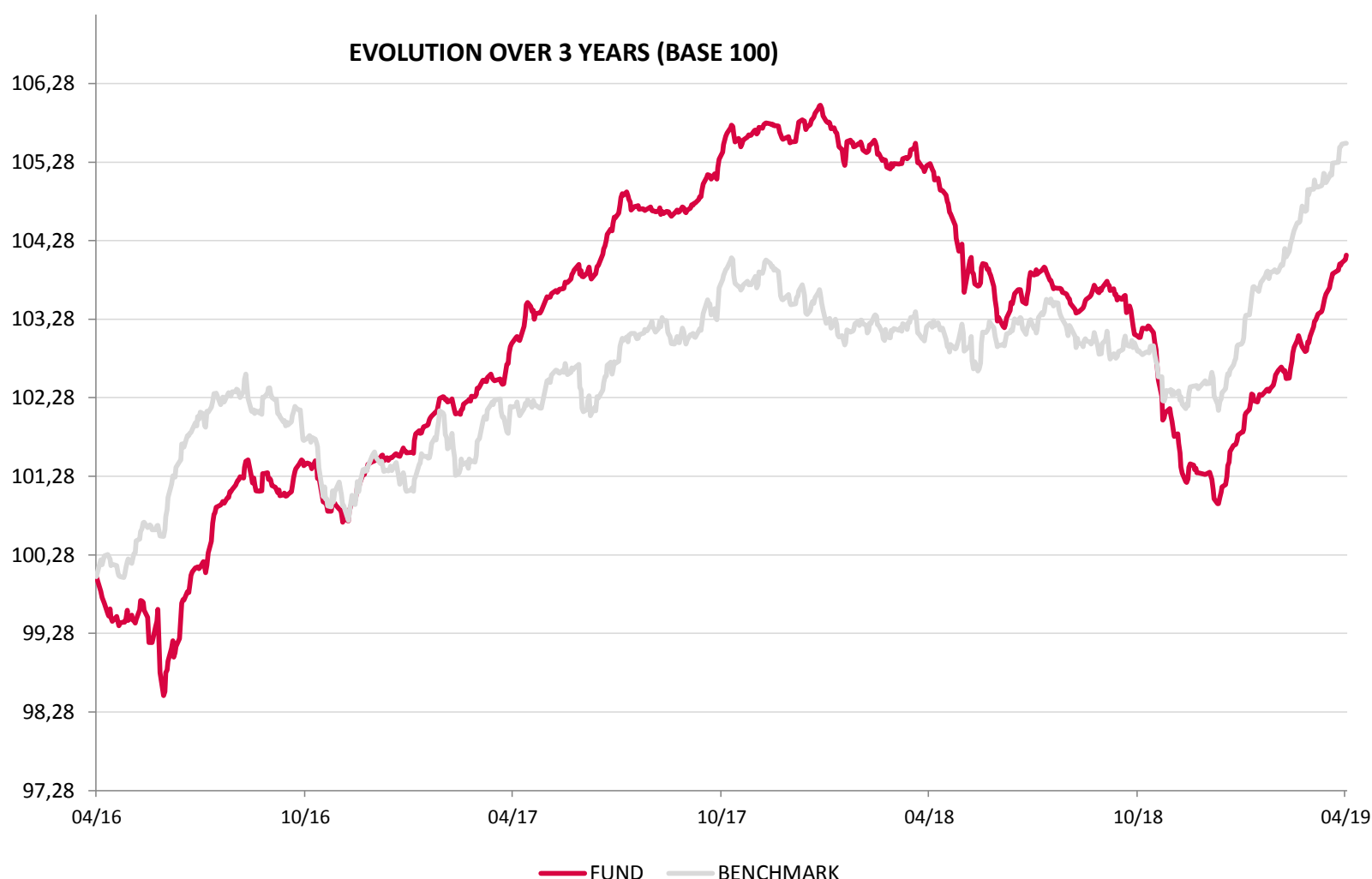
Lower risk/potential reward

Higher risk/potential reward



The risk indicator, based on past volatility, cannot cover all types of risks to which the fund may be exposed. It is possible that the past data used does not constitute a reliable indication of the future risk profile. The category associated with this fund is not a guarantee and can evolve with time. The lowest category is not synonymous with a "riskless" investment.

PERFORMANCE



Past performance is not a guarantee of future performance, nor is it constant with time and does not constitute in any case a guarantee of future performance.

| CUMULATIVE PERFORMANCE | 1 month | 1 year | 3 years | 3y (ann.) | 5 years | 5y (ann.) |
|------------------------|---------|--------|---------|-----------|---------|-----------|
| FUND | 1,01% | -1,10% | 4,10% | 1,35% | | |
| BENCHMARK | 0,56% | 2,22% | 5,52% | 1,81% | | |

| YEARLY PERFORMANCE | 2019 | 2018 | 2017 | 2016 | 2015 | 2014 |
|--------------------|-------|--------|-------|-------|--------|------|
| FUND | 2,73% | -3,99% | 3,99% | 1,53% | -2,81% | |
| BENCHMARK | 2,98% | -0,97% | 1,91% | 3,57% | 0,06% | |

| COMPARABLE FUNDS - (168) | | | | |
|---------------------------|--|--------|-------|--|
| UNIVERSE AVERAGE | | -2,23% | 2,62% | |
| FUND QUARTILE IN UNIVERSE | | 4 | 1 | |



CMB

Compagnie Monégasque de Banque

FUND MANAGEMENT COMPANY

Luxcellence Management Company
5 Allée Scheffer
L5220
Luxembourg

FUND MANAGER



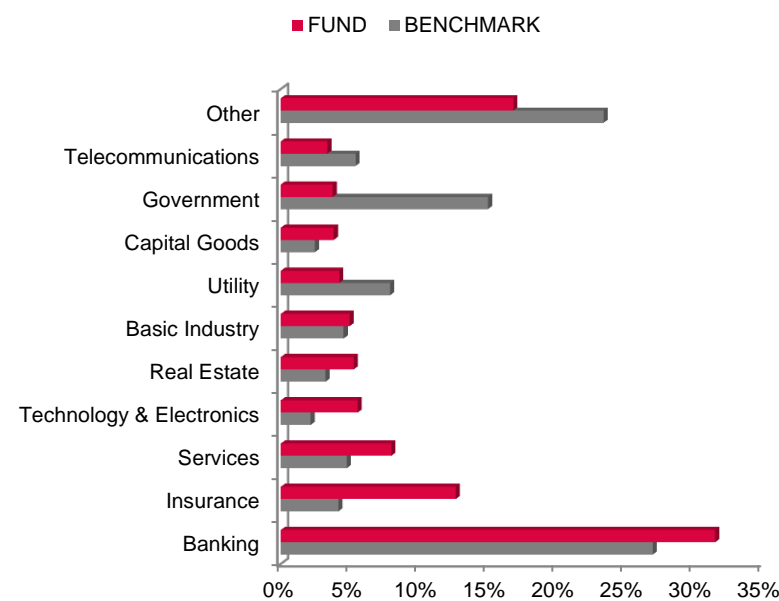
Cyril Iafrate
CMG

DISCLAIMER

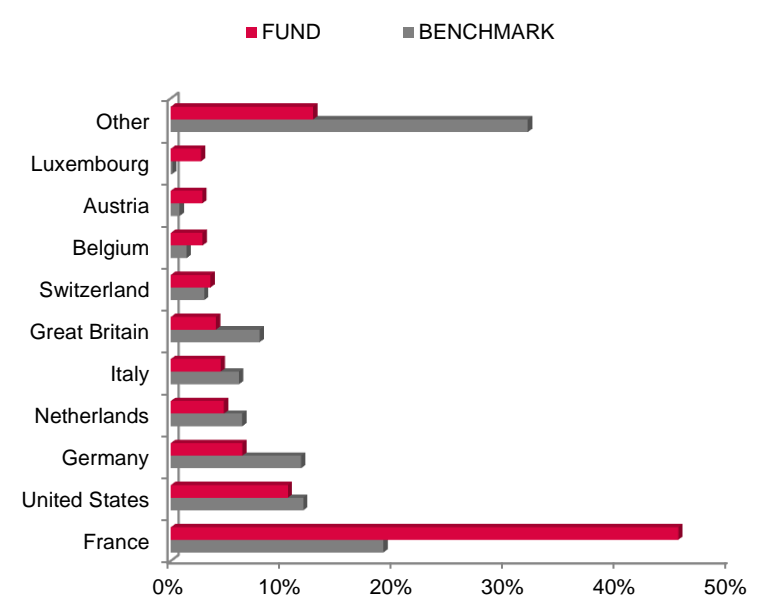
The information contained in this document has as objective to inform the subscriber. This document is not intended as investment advice. No information or statements in this document should be considered as a recommendation. The funds under Monegasque law as well as the SICAV under Luxembourg law are exclusively distributed by Compagnie Monégasque de Banque (CMB). Copies of this document and the complete prospectus can be obtained for free from Compagnie Monégasque de Banque (CMB) and Compagnie Monégasque de Gestion (CMG) as well as from the website www.cmb.mc.

The index data of ICE BoFAML EMU Corporate 1-10 years referenced herein is the property of ICE Data Indices, LLC, its affiliates ("ICE Data") and/or its Third Party Suppliers and has been licensed for use by Compagnie Monégasque de Banque. ICE Data and its Third Party Suppliers accept no liability in connection with its use. See prospectus for a full copy of the Disclaimer.

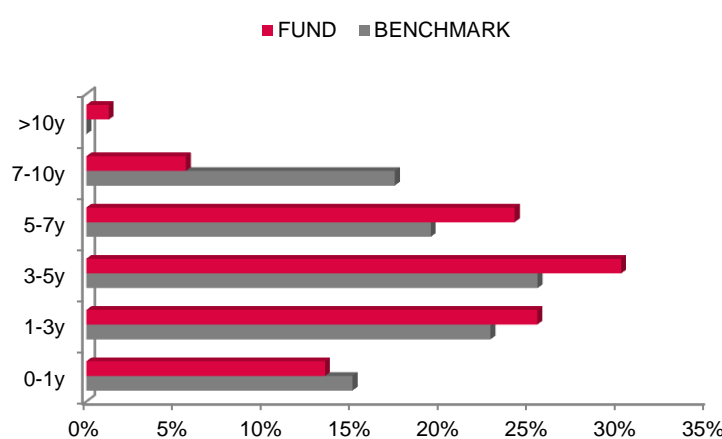
SECTOR ALLOCATION



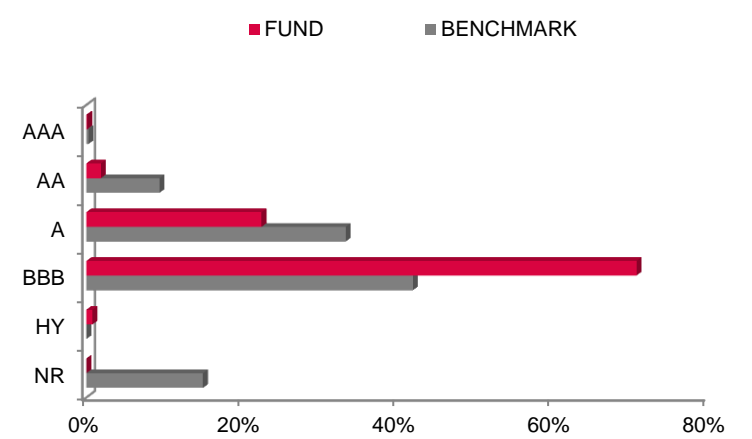
COUNTRY ALLOCATION



MATURITY ALLOCATION



RATING ALLOCATION



RISK INDICATORS

| METRICS | INDICATORS |
|---------------------------|------------|
| Interest Rate Sensitivity | 2,05% |
| Average Rating | BBB+ |
| Yield | 1,38% |
| Fund Volatility | 1,23% |
| Maturity (except futures) | 4,32 |

TOP 10 POSITIONS OF 184

| NAME | WEIGHT |
|------------------|--------------|
| BPCE | 1,8% |
| GOLDMAN SACHS GP | 1,6% |
| APPLE INC | 1,6% |
| CITIGROUP INC | 1,6% |
| ALD SA | 1,5% |
| SG ISSUER | 1,4% |
| CRED AGRICOLE SA | 1,4% |
| MORGAN STANLEY | 1,3% |
| CNP ASSURANCES | 1,2% |
| ALLIANZ FINANCE | 1,2% |
| <i>Total</i> | <i>14,5%</i> |

MANAGEMENT COMMENT

See French version.