



Key Data

Net Asset Value as of 29.04.2019
1 439,95 €

Total net assets
187,81 m€

Reference currency
Euro (€)

FUND DATA

Fund under Monegasque Law

Bloomberg Ticker
MONCBEU MN

ISIN code
MC0010000487

Benchmark
85% ICE BoFAML EMU Corporate 1-10 years
15% Eonia

Recommended investment horizon
Minimum 3 years

Profit allocation
Capitalisation

NAV Frequency
Daily

Management commission
1,00%

Subscription and redemption conditions
Orders are centralised every working day in Monaco at Compagnie Monégasque de Banque at 11.00am, and executed based on the net asset value of that day.
Commissions: subscriptions 0,5%, value date T+2; redemptions 0,5% value date T+2

Inception date
04 August 2008

Depository Bank
Compagnie Monégasque de Banque SAM
23, avenue de la Costa
Principauté de Monaco

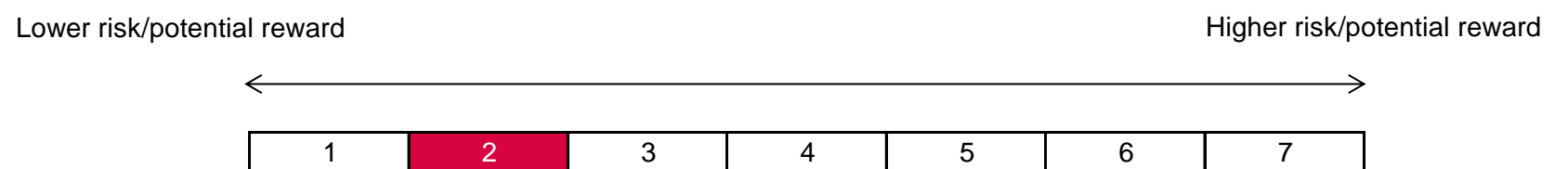
Net Asset Value publication mode
Published in the "Journal de Monaco" and displayed at the CMB headquarters and in CMB branches. Our funds' net asset values are regularly published and updated on the website www.cmb.mc

INVESTMENT UNIVERSE AND PHILOSOPHY

The fund **MONACO CORPORATE BOND EURO** invests mainly in private issuer "Investment Grade" bonds denominated in euro.

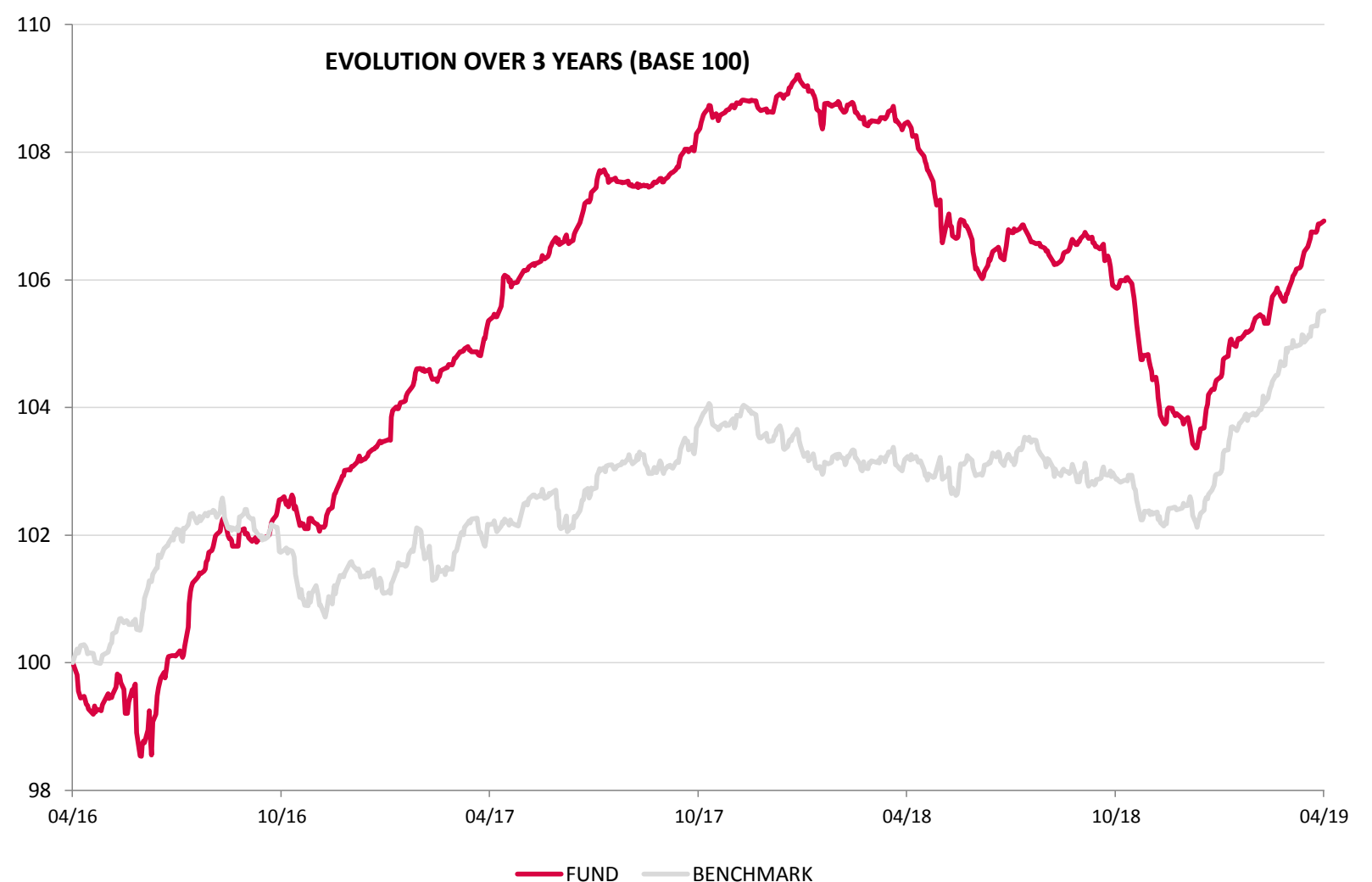
The management is discretionary and conviction based and the fund is diversified across sectors, ratings, interest rate sensitivities and seniorities.

RISK PROFILE



The risk indicator, based on past volatility, cannot cover all types of risks to which the fund may be exposed. It is possible that the past data used does not constitute a reliable indication of the future risk profile. The category associated with this fund is not a guarantee and can evolve with time. The lowest category is not synonymous with a "riskless" investment.

PERFORMANCE



Past performance is not a guarantee of future performance, nor is it constant with time and does not constitute in any case a guarantee of future performance.

CUMULATIVE PERFORMANCE	1 month	1 year	3 years	3y (ann.)	5 years	5y (ann.)
FUND	1,01%	-1,43%	6,92%	2,26%	4,05%	0,80%
BENCHMARK	0,56%	2,22%	5,52%	1,81%	11,41%	2,18%

YEARLY PERFORMANCE	2019	2018	2017	2016	2015	2014
FUND	2,97%	-4,42%	5,40%	3,08%	-0,98%	1,56%
BENCHMARK	2,98%	-0,97%	1,91%	3,57%	-0,11%	6,25%

COMPARABLE FUNDS - (206)						
UNIVERSE AVERAGE		-2,23%	2,63%			
FUND QUARTILE IN UNIVERSE		4	1			



CMB

Compagnie Monégasque
de Banque

FUND MANAGEMENT COMPANY

Compagnie Monégasque de
Gestion SAM
13, bd Princesse Charlotte
Principauté de Monaco

FUND MANAGER



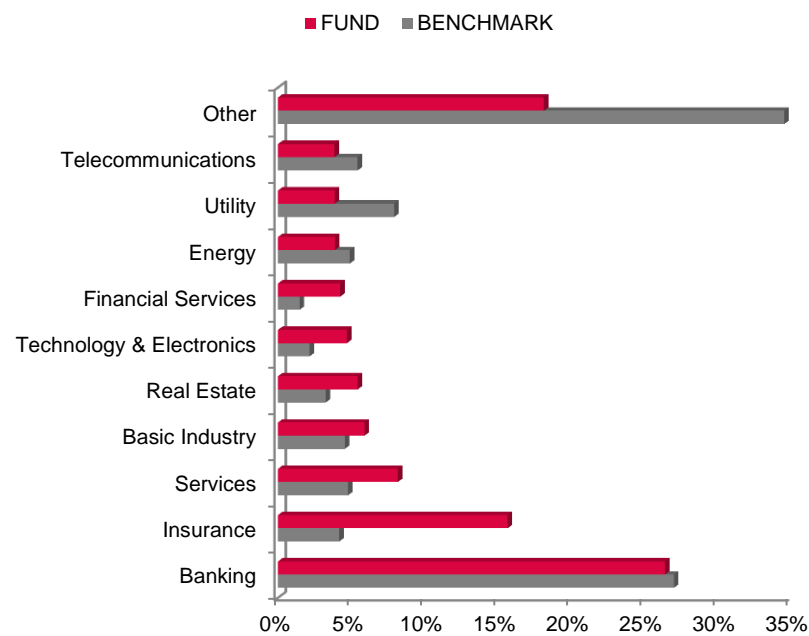
Cyril lafrate
CMG

DISCLAIMER

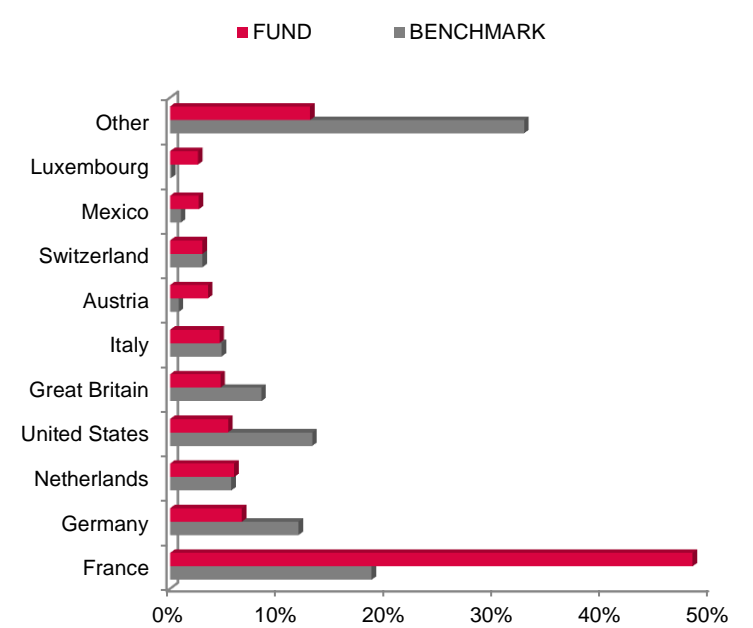
The information contained in this document has as objective to inform the subscriber. This document is not intended as investment advice. No information or statements in this document should be considered as a recommendation. The funds under Monegasque law as well as the SICAV under Luxembourg law are exclusively distributed by Compagnie Monégasque de Banque (CMB). Copies of this document and the complete prospectus can be obtained for free from Compagnie Monégasque de Banque (CMB) and Compagnie Monégasque de Gestion (CMG) as well as from the website www.cmb.mc.

The index data ICE BoFAML EMU Corporate 1-10 years is the property of ICE Data Indices, LLC, its affiliates ("ICE Data") and/or its Third Party Suppliers and has been licensed for use by Compagnie Monégasque de Banque. ICE Data and its Third Party Suppliers accept no liability in connection with its use. See prospectus for a full copy of the Disclaimer.

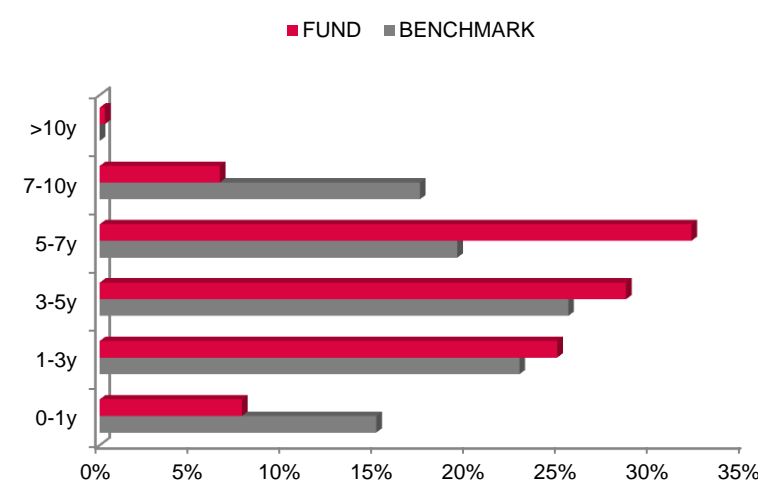
SECTOR ALLOCATION



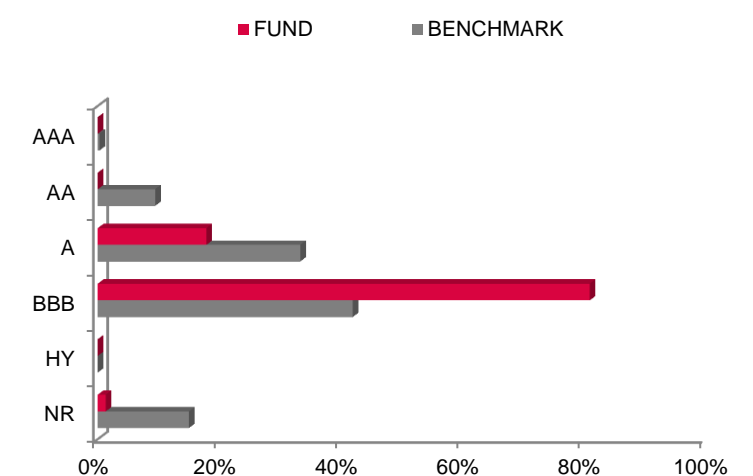
COUNTRY ALLOCATION



MATURITY ALLOCATION



RATING ALLOCATION



RISK INDICATOR

METRICS	INDICATORS
Interest Rate Sensitivity	2,12%
Average Rating	BBB+
Yield	1,67%
Fund Volatility	1,48%
Maturity (except futures)	4,26

TOP 10 POSITIONS OF 192

NAME	WEIGHT
MON-HEDGE SELECT	2,2%
SG ISSUER	1,9%
ALD SA	1,5%
IPSEN SA	1,5%
LA BANQUE POSTAL	1,4%
INGENICO GROUP	1,4%
BOLLORE SA	1,3%
ALLIANZ FINANCE	1,2%
NEOPOST SA	1,2%
CREDIT LOGEMENT	1,2%
<i>Total</i>	15,0%

MANAGEMENT COMMENT

See French version.